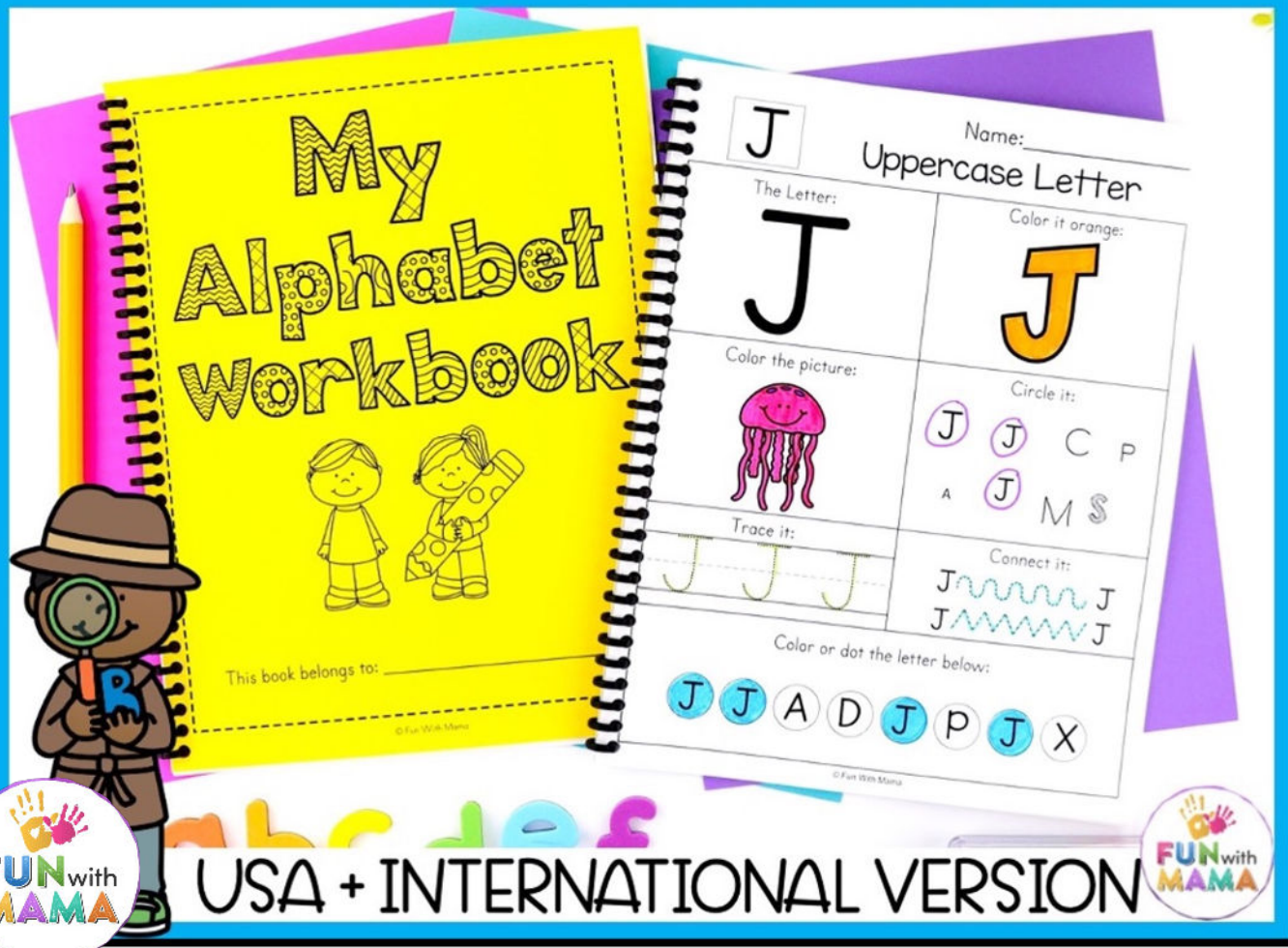


ALPHABET

Worksheets



GREAT FOR:



Morning Work



Homework



Revision



Centers



Early Finishers

FEATURES OF THIS RESOURCE:

- ✓ Cover Page
- ✓ Uppercase Pages
- ✓ Lowercase Pages
- ✓ Uppercase and lowercase together on one page.
- ✓ US + International Versions for the word "color" and "colour"



WHY THIS RESOURCE:

1

Alphabet Recognition

See the letter on the page multiple times.

2

Letter tracing

Great for working on pencil skills.

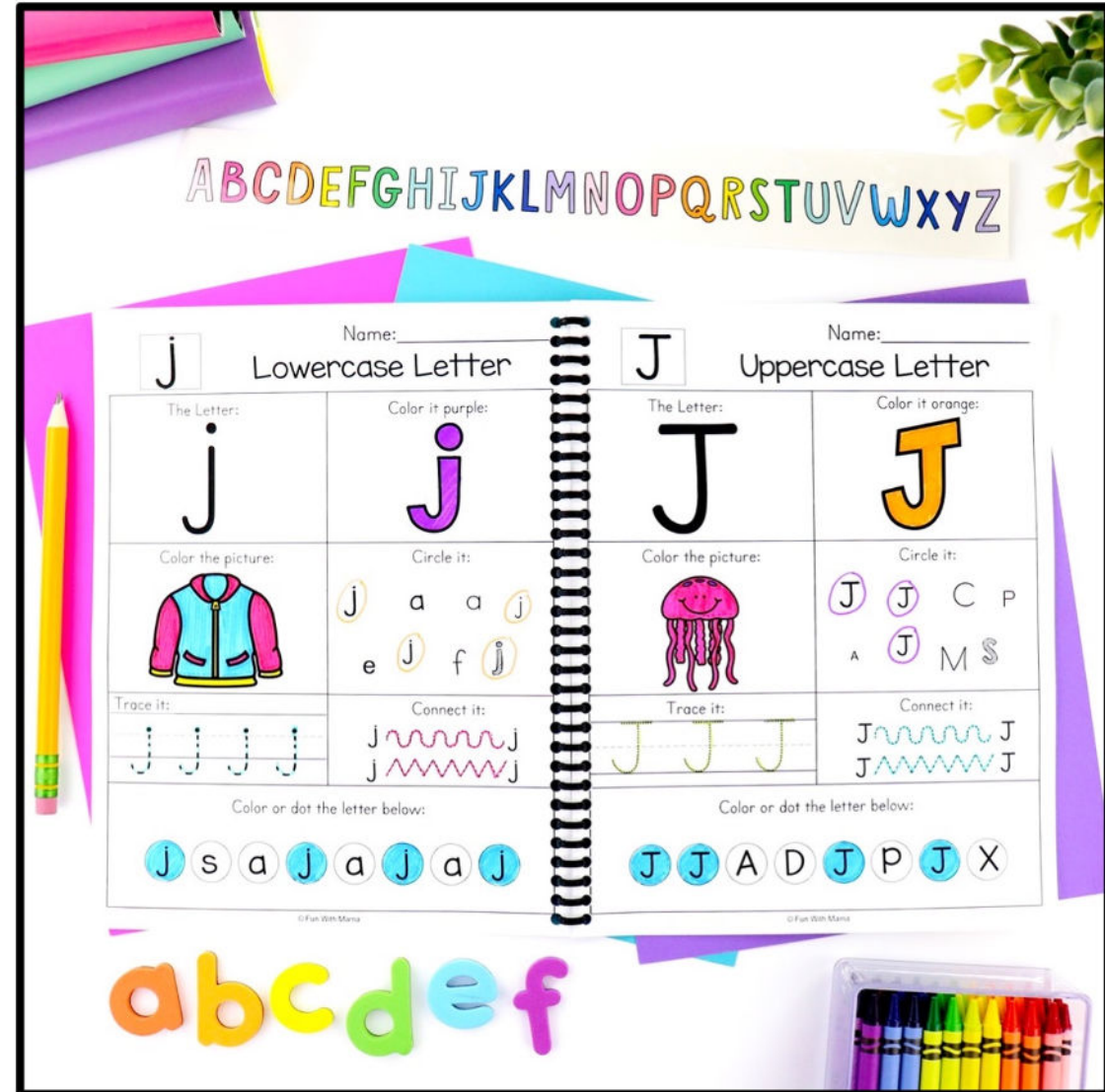
3

Visual discrimination

Find those letters.

Hand eye coordination

Dot the letter in the circle.



TAKE A CLOSER LOOK!

Say the letter.

Color the picture that starts with that letter.

Trace the letter

C

Name: _____
Lowercase Letter


The Letter:

C

Color it green:

C

Color the picture:




Circle it:

b c a c
c a c a

Trace it:



Connect it:



Color or dot the letter below:



Color the letter a specific color. Works on fine motor skills

Look and find the letter. Then circle it.

Connect the letter to the other letter. This helps practice pencil strokes.

Find then dot or color the letter.

**PEEK
INSIDE!**

SAMPLE PAGES:

US Version




International Version

US
version
uses the
word
spelling
"color"

US Version Worksheet for the letter K

Name: _____

K Uppercase Letter




The Letter: K	Color it green: K
Color the picture: 	Circle it: L K A K A D K K
Trace it: 	Connect it: 
Color or dot the letter below: K C K D S K F K	

© Fun With Mama

International Version Worksheet for the letter Bb

Name: _____

Bb

The Letter: Bb	Colour it orange: Bb
Colour the picture: 	Circle it: B b S B x p b L
Trace it: 	Connect it: 
Colour or dot the letter below: B A C b E B b C	

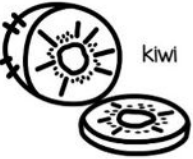
© Fun With Mama

International
version uses
the word
spelling
"colour"

**PEEK
INSIDE!**


SAMPLE PAGES:

Uppercase/Lowercase together

<div style="display: flex; justify-content: space-between; align-items: center;"> <div style="border: 1px solid black; padding: 2px 5px;">Kk</div> <div>Name: _____</div> </div>	
<p>The letter:</p> <div style="font-size: 48px; font-weight: bold;">Kk</div>	<p>Color it green:</p> <div style="font-size: 48px; font-weight: bold;">Kk</div>
<p>Color the picture:</p>  <p>kiwi</p>	<p>Circle it:</p> <div style="display: flex; justify-content: space-around; font-size: 24px;"> LKAk </div> <div style="display: flex; justify-content: space-around; font-size: 24px;"> ADkK </div>
<p>Trace it:</p> <div style="font-size: 36px; font-weight: bold;">K K K</div>	<p>Connect it:</p> <div style="font-size: 36px; font-weight: bold;">K K K K</div>
<p>Color or dot the letter below:</p> <div style="display: flex; justify-content: space-around; font-size: 24px;"> KCKDSkFk </div>	

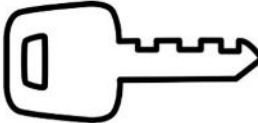
© Fun With Mama

Uppercase

<div style="display: flex; justify-content: space-between; align-items: center;"> <div style="border: 1px solid black; padding: 2px 5px;">K</div> <div>Name: _____</div> </div>	
<p>Uppercase Letter</p>	
<p>The Letter:</p> <div style="font-size: 48px; font-weight: bold;">K</div>	<p>Color it green:</p> <div style="font-size: 48px; font-weight: bold;">K</div>
<p>Color the picture:</p> 	<p>Circle it:</p> <div style="display: flex; justify-content: space-around; font-size: 24px;"> LKAK </div> <div style="display: flex; justify-content: space-around; font-size: 24px;"> ADKK </div>
<p>Trace it:</p> <div style="font-size: 36px; font-weight: bold;">K K K</div>	<p>Connect it:</p> <div style="font-size: 36px; font-weight: bold;">K K K K</div>
<p>Color or dot the letter below:</p> <div style="display: flex; justify-content: space-around; font-size: 24px;"> KCKDSKFK </div>	

© Fun With Mama

Lowercase

<div style="display: flex; justify-content: space-between; align-items: center;"> <div style="border: 1px solid black; padding: 2px 5px;">k</div> <div>Name: _____</div> </div>	
<p>Lowercase Letter</p>	
<p>The Letter:</p> <div style="font-size: 48px; font-weight: bold;">k</div>	<p>Color it brown:</p> <div style="font-size: 48px; font-weight: bold;">k</div>
<p>Color the picture:</p> 	<p>Circle it:</p> <div style="display: flex; justify-content: space-around; font-size: 24px;"> kkae </div> <div style="display: flex; justify-content: space-around; font-size: 24px;"> eaka </div>
<p>Trace it:</p> <div style="font-size: 36px; font-weight: bold;">k k k k</div>	<p>Connect it:</p> <div style="font-size: 36px; font-weight: bold;">k k k k</div>
<p>Color or dot the letter below:</p> <div style="display: flex; justify-content: space-around; font-size: 24px;"> kskfkckb </div>	

© Fun With Mama

WHAT TEACHERS ARE SAYING:

These worksheets have been the backbone of my letter practice for two school years now after introducing the letters in a tactile way. I use fun markers (scented) to have students work on the sheets and they are great practice. The fine motor tracing aspect is such a quick but necessary and appreciated bonus!

- Twinkle Teach

Fantastic resource!! Love this for my PreK students... very engaging.... keeps it fun... hits lots of objectives: fine motor skills/ letter reinforcement/ recognition/kinder prep!! Thank you!!!- Kara K.

Used this resource as morning work and it was a great way to reinforce all the skills the students need with letters. Great resource!

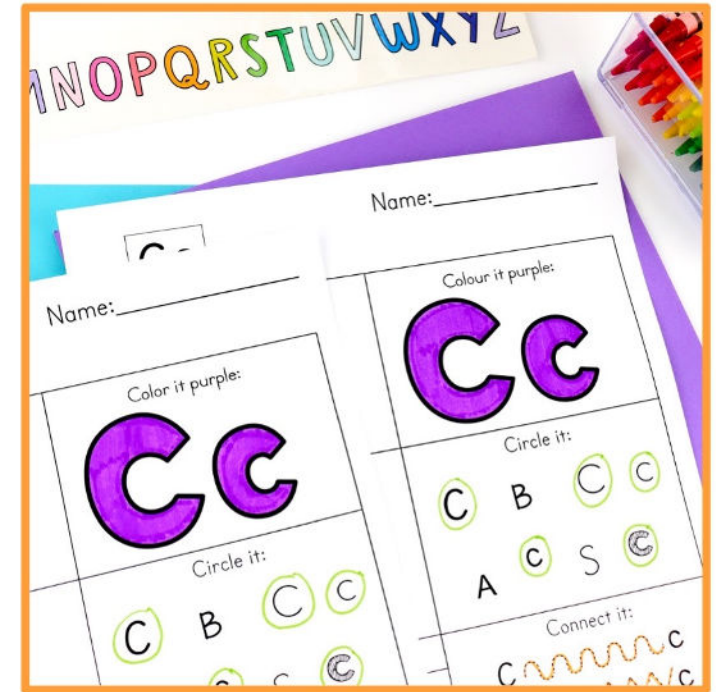
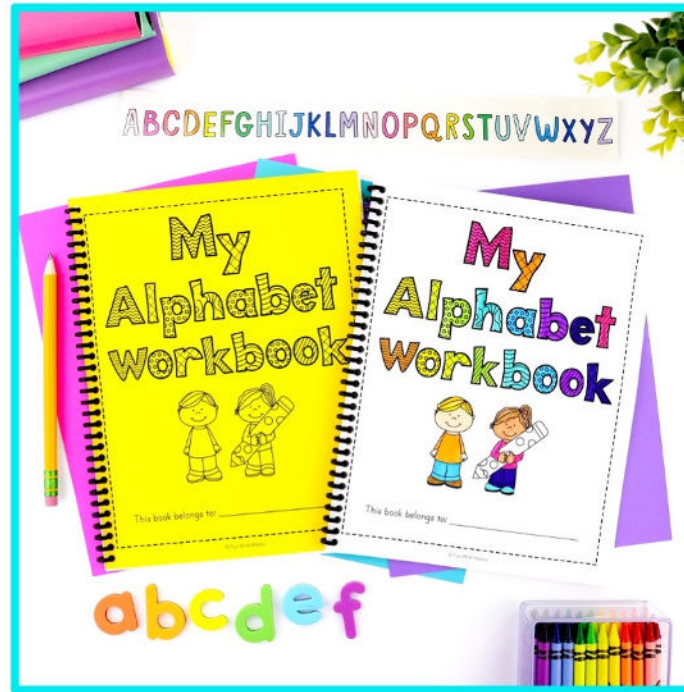
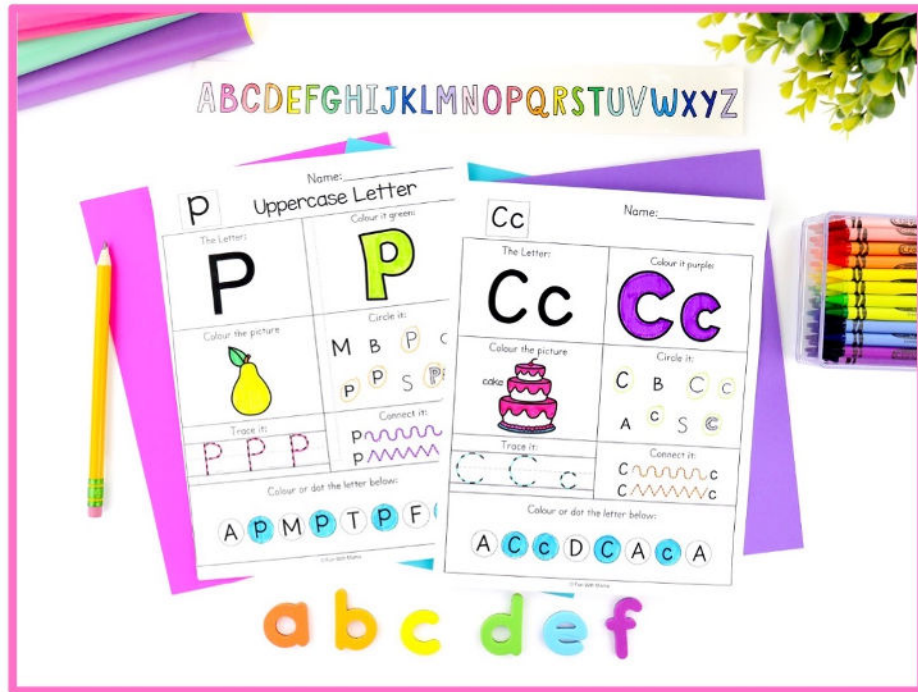
- Nicole B.

This is another simple, yet really effective activity. I have a tutoring business and work with kids of all ages. I am currently tutoring a four year old in pre k and they really likes to do these at the end of each session. It is a great summarizing activity for the letter that we worked on for the day. - Learning with Lyles

Last quarter of the year I got a new special education student that still did not know his letters. I had an aide work with him using these pages. - Kimberly P.

**PEEK
INSIDE!**

In Action



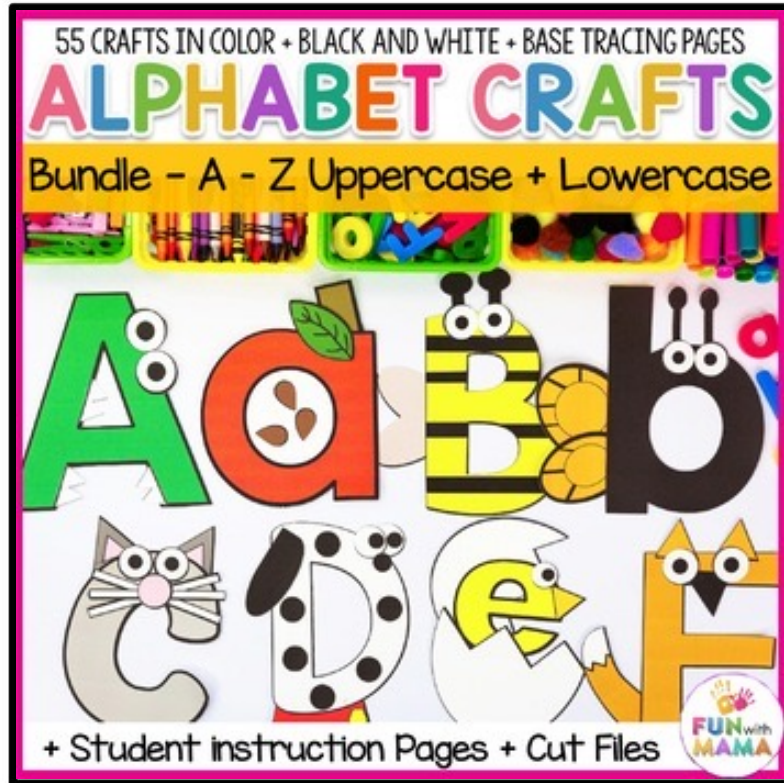
GRAB THE BUNDLE HERE:

Features
25
different
alphabet
activities.



Save by
getting
this
HUGE
alphabet
activity
bundle!

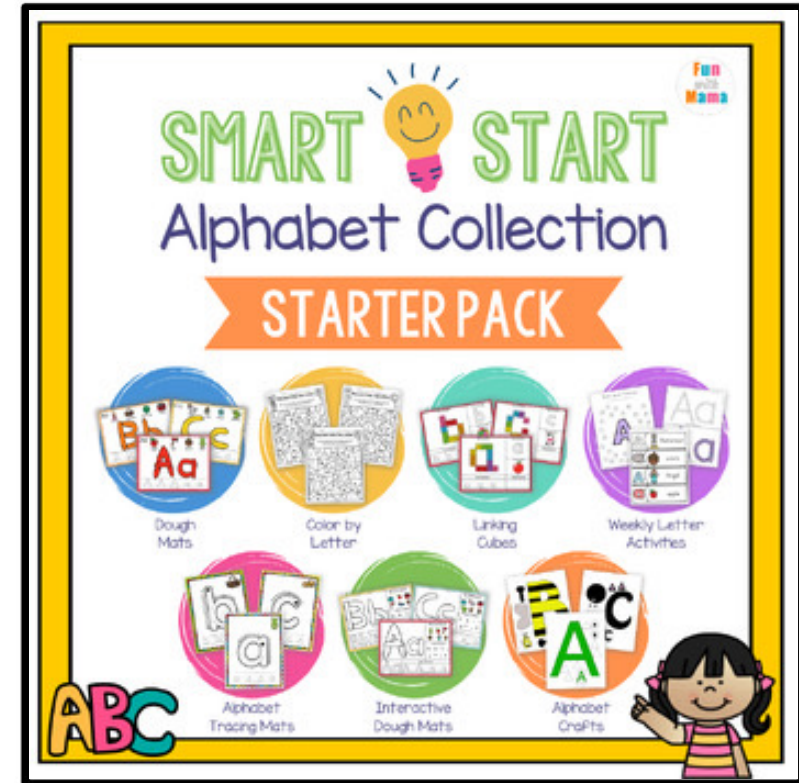
OTHER GREAT RESOURCES:



These alphabet crafts are a teacher favorite!



Perfect for letter of the week learning



A bundle of alphabet resources