





# Extend the story with these fun activities

Easy to prep and use with your learners.

Perfect for centers, morning bins or small groups.

Includes storytelling, sequencing, matching, fine motor, counting, and so much more!

Includes everything for a fun fairytale unit for your learners.





# Take a closer look





# STORYTELLING + LITERACY





# MATH






# A Look At Some Of The Worksheets

Name: \_\_\_\_\_

## Number Match

Directions: Color the number bears. Then cut and paste the number bears under the matching bowl with the same amount of number dots.



Name: \_\_\_\_\_

## Sort by Size

Instructions: Sort the bears by size from big to small.

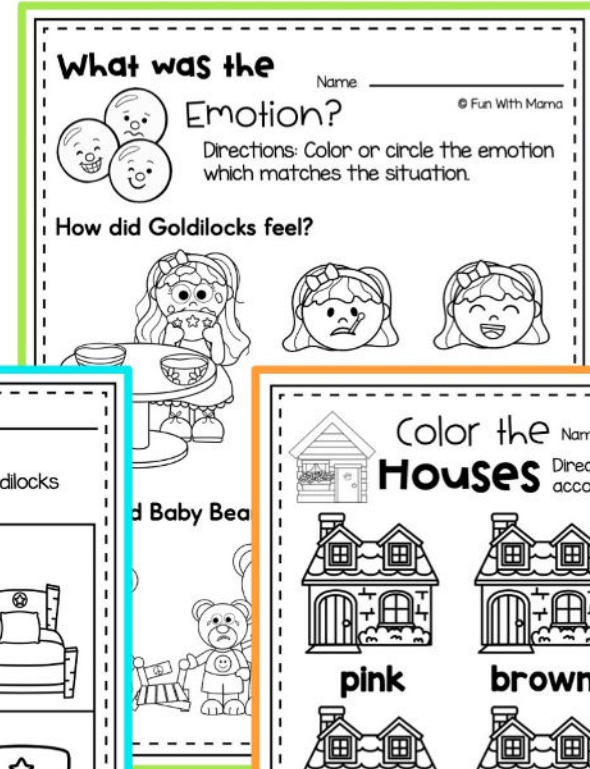


Name: \_\_\_\_\_

## What was the Emotion?

Directions: Color or circle the emotion which matches the situation.

How did Goldilocks feel?



Name: \_\_\_\_\_

## Emotions Matching


Directions: Cut the pictures out then glue them next to the matching emotion.



Name: \_\_\_\_\_

## At the House

Directions: Circle the object which Goldilocks liked the best in each row.



Name: \_\_\_\_\_

## Color the Houses

Directions: Color the houses according to the color.

