





Bat Animal Study



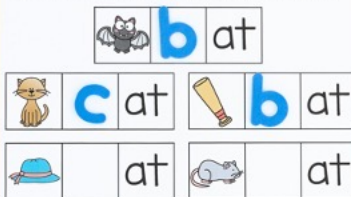


Bat Activities



What rhymes with bat?

Directions: Place the beginning sound of the next picture to create the rhyming word.



© Fun with Mama

h r



Count and Cover

0
1
2
3
4

	5	10	
7	9		8

HOW TO DRAW A BAT

Name: _____

- 1 Draw the face
- 2 Draw a wing
- 3 Draw another wing
- 4 Draw ears
- 5 Draw eyes
- 6 Draw teeth

Draw below

Smallest To Biggest

Name: Nesha

Directions: Cut the picture boxes out. Then cut and paste to match them to the correct number.

Bat Activities

Match the sound

Directions: Match the beginning sound to the letter.

abcdefghijklmnopqrstuvwxyz

bat

Directions: Cut small pieces of black paper and glue it onto the bat.













Bat Number Match




Bat Activities

Graphing Time

Name: _____

Directions: Count the pictures that are the same and fill in the graph.

		
---	---	---

© Fun With Monks

Directions: Cut small pieces of black paper and glue it onto the bat.

Name: _____



bat

ies

Uppercase Lowercase Match

A Q

© Fun With Maps

Name: Nashia

Smallest To Biggest

Directions: Cut the picture boxes out. Then cut and paste to match them to the correct number:

© 2014 Good and Beautiful

