

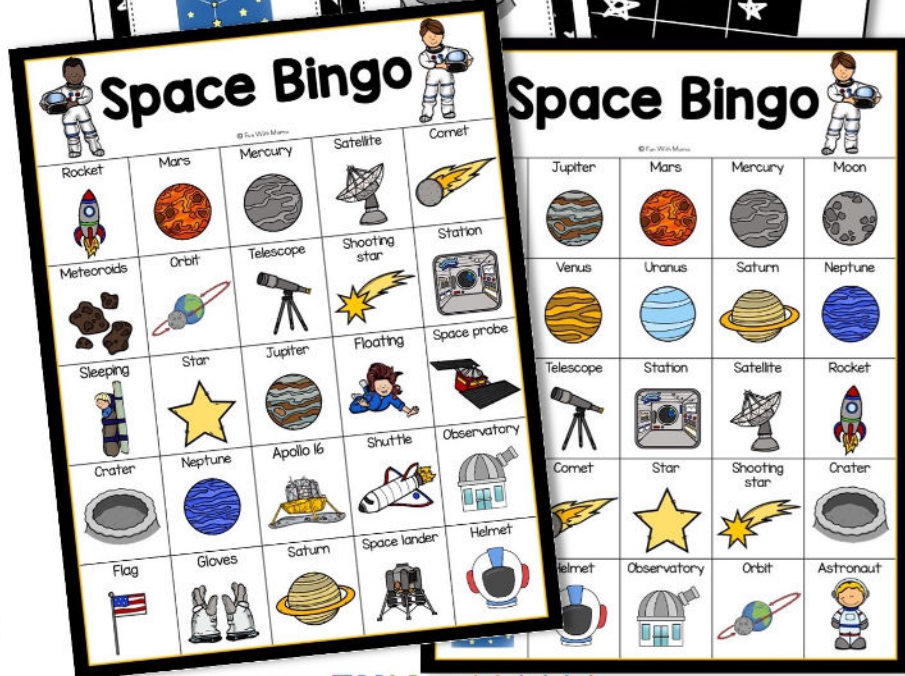




# Space Bingo




The color + black and white copy both include 30 game boards each, 35 calling cards and dabbers. You can use mini erasers or another small manipulative too.



# Space Bingo

Black and white copy can be printed onto colored paper or white paper. When printed on white paper children can color in the image when their game image is called



**Space Bingo Calling Cards**

Shooting Star, Star, Satellite, Space Station

**Bingo Dabbers**

**Space Bingo**

Shooting star, Gloves, Neptune, Satellite, Floating, Earth, Station, Moon, Mars, Venus, Meteoroids, Orbit, Telescope, Shooting star, Station, Sleeping, Uranus, Telescope, Shuttle, Sun, Flag, Meteoroids, Mercury, Astronaut, Crater, Jupiter, Observatory, Rocket, Saturn, Space probe, Jupiter, Observatory, Rocket, Saturn, Space probe



**Space Bingo**

Rocket	Mars	Mercury	Satellite	Comet
Meteoroids	Orbit	Telescope	Shooting star	Station
Sleeping	Star	Jupiter	Floating	Space probe
Crater	Neptune	Apollo 16	Shuttle	Observatory
Flag	Gloves	Saturn	Space lander	Helmet

**Space Bingo**

Orbit	Shooting star	Crater	Telescope	Station
Flag	Venus	Sun	Space lander	Uranus
Mercury	Constellation	Apollo 16	Saturn	Helmet
Sleeping	Moon	Star	Meteoroids	Astronaut
Neptune	Comet	Observatory	Satellite	Earth



# Space Bingo

Includes directions on how to play, how to prepare the activity, and a variation when playing with one child.

**HOW TO PLAY THE GAME WITH ONE CHILD**

game with one child only then you can have the stack next to their game board and then turn

**Sensory Activity**

Sensory activity you can place the cards into a container. A fun thing here is that when you print it out, print it on smaller paper than what they currently are. You can use it as a sensory activity.

**HOW TO PLAY THE GAME To Play Bingo**

**When playing in a group:** Hand out the Bingo game board to each child. Turn around a card and call out the name of the picture on their game mat can cover the picture with their choice of dabber, or other small manipulative. Whoever makes a row of 5 should call out, "Bingo!" For a longer game instead of 5 in a row, you can call out, "Bingo!"

**For the black and white variation:** Have children use mini erasers on their mat instead of using mini erasers or the Bingo dabbers.

**Memory Matching:** Print out two sets of the calling cards. You then take a few cards and place them on the table (so children can't see what's on it.) Children will then take around 2 cards. If they have a match, they can keep the cards until the end of the game. They also get another turn until they choose a card. Then it's the next child's turn. Whoever has the most points wins.

**HOW TO PREPARE THIS ACTIVITY**

Print the Bingo sheets, cards, and dabbers on printer paper or cardstock for extra durability. You can also laminate them.

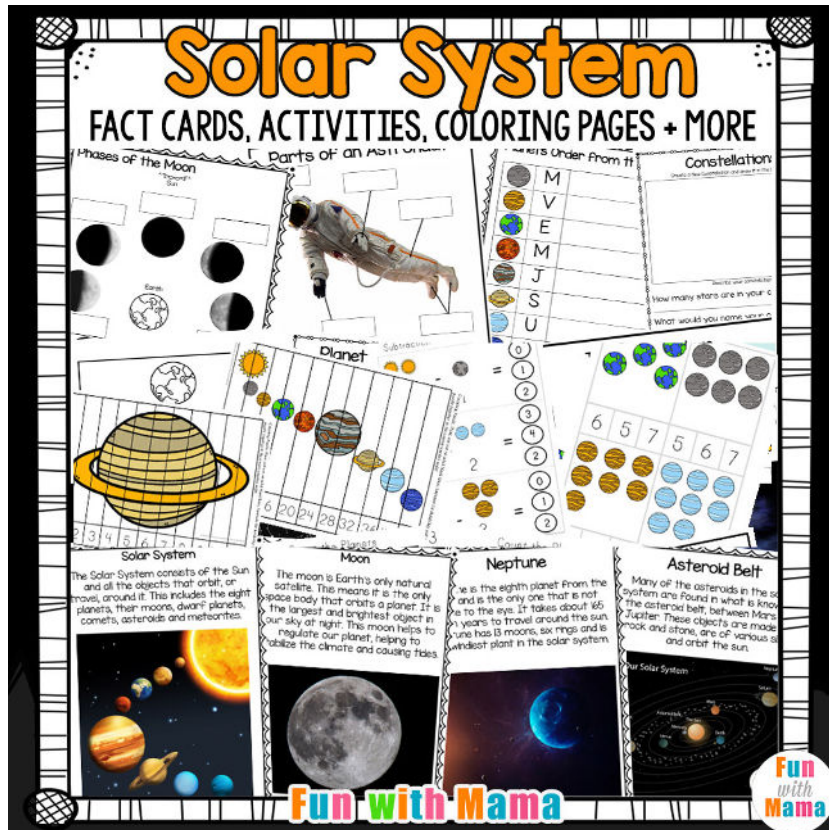
Black and white sheets can be used instead for a color ink-saving option. You can print out the sheets onto colored paper or white paper if you would like them to be colored in.

© Fun With Mama



# You may also like...

Check out our Solar System Activity Pack by clicking the image below. It is filled with educational solar system activities.



SAVE by grabbing this game in the BINGO growing bundle.