

TRANSPORTATION PACK



21 Activities +
Worksheets

Hands-on Learning

Fun & Engaging!

Perfect for PreK
and Kindergarten



Make learning fun with these hands-on transportation centers!

Easy to prep and use with your learners.

Perfect for centers, morning bins or small groups.

Includes crafts, matching, counting, and so much more!

Includes everything for a fun transportation unit for your learners.



A Look Inside at the Centers!



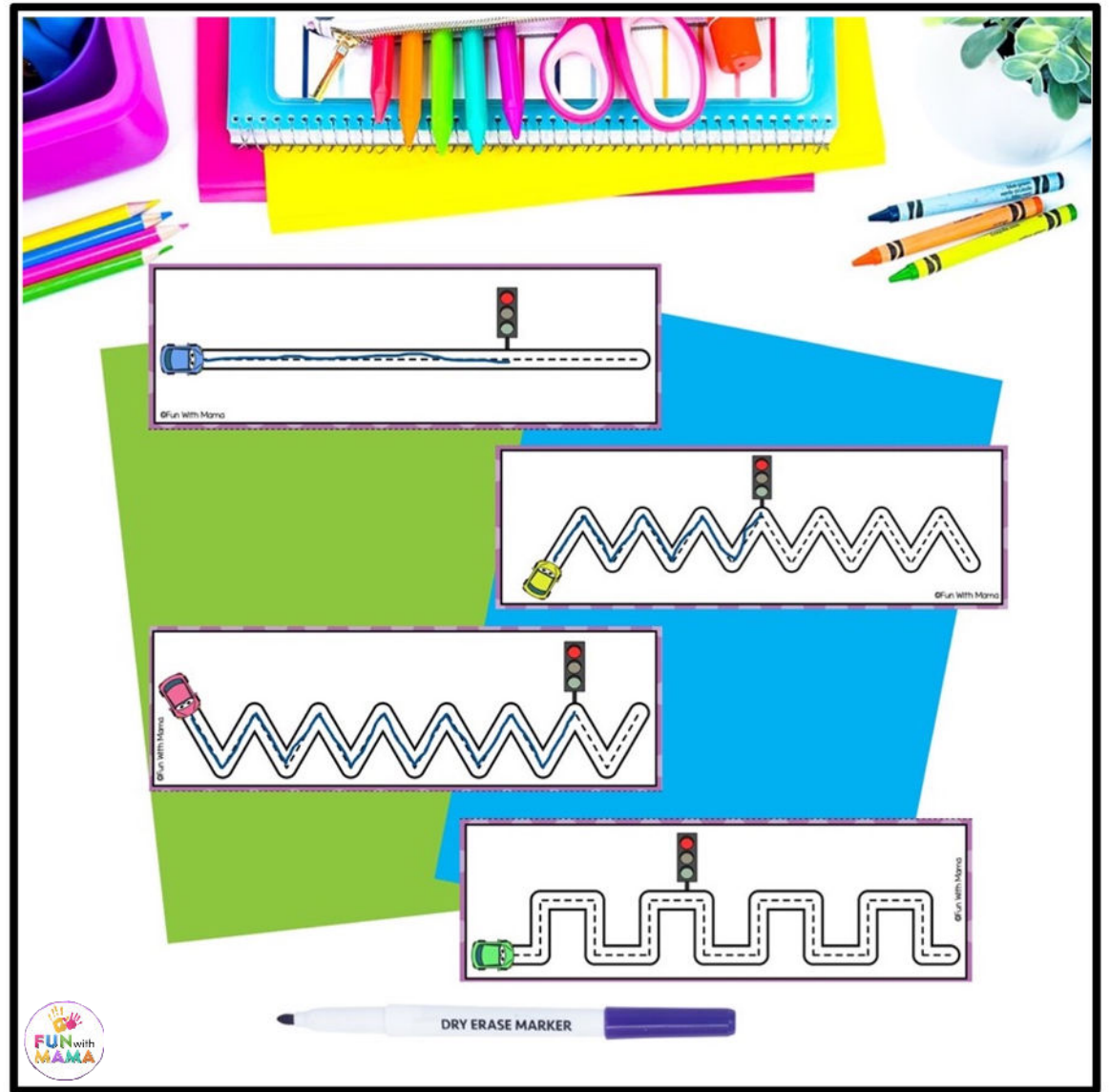
Vocabulary Words



Alphabet Hunt





What Doesn't Belong?





Trace and Stop

Park the Cars!


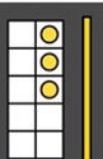

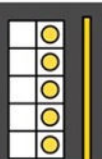


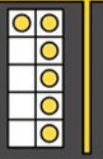
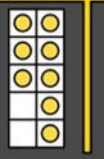
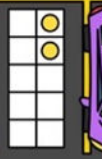

Numbers




4	8		3	
6	2	5		

Park the Cars!

Ten Frames

© Fun With Mama

Build a Number Carpark

Trace the number:

3 3 3

Write the number before and after it:



three

Trace the number:

7 7 7

Write the number before and after it:



seven

© Fun With Mama

Train Numbers



Sorting Mats



Play Dough Mats

Beginning Sounds

Name: _____

Directions: Write the beginning sound of each picture in the basket.

Bb Dd Cc Aa

f m l

FUN with MAMA

Beginning Sounds

Alphabet Boats

Name: _____

Directions: Match the letters and record your answers below.

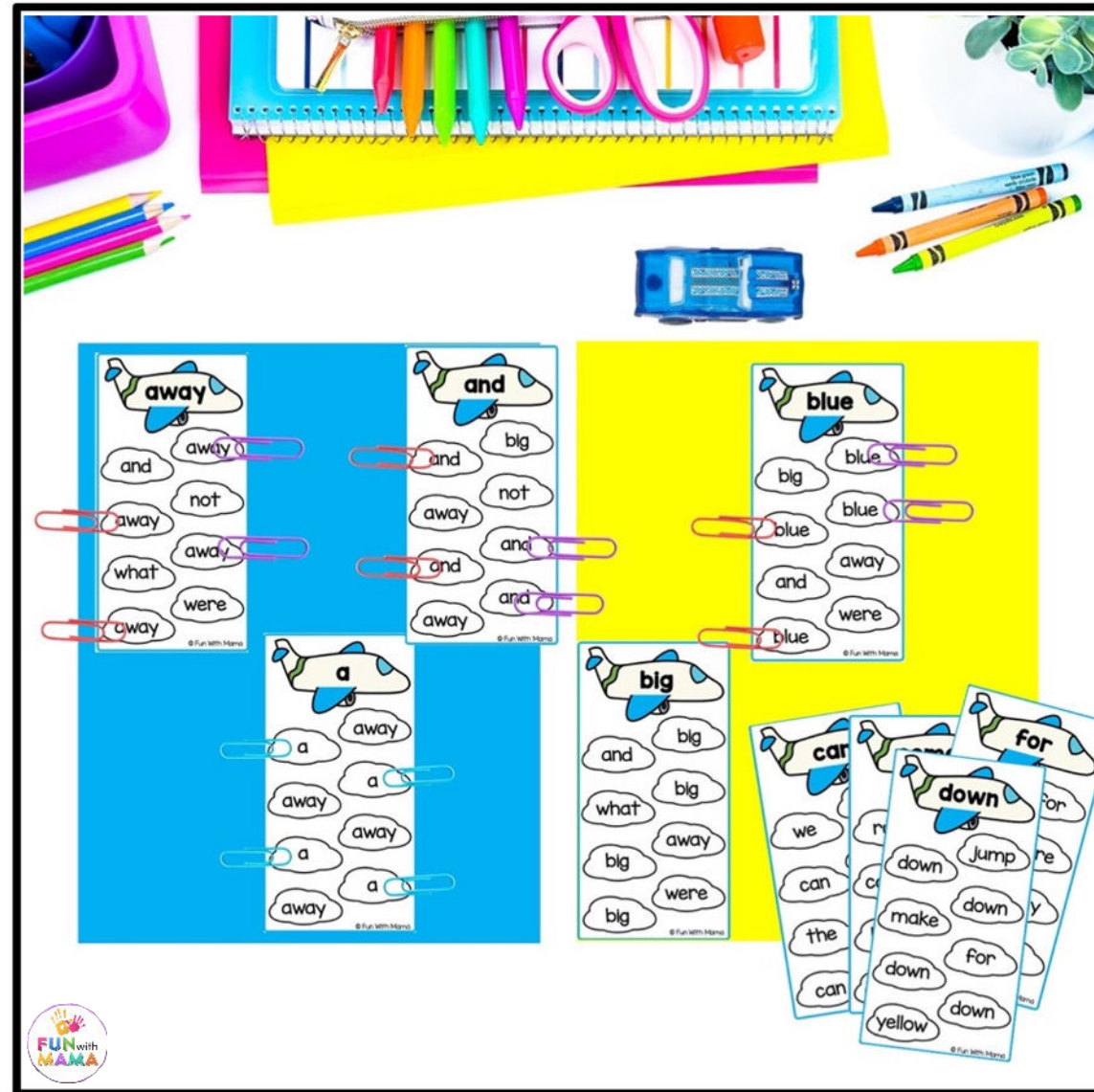
Aa Cc Bb Dd

FUN with MAMA

Alphabet Boats



Shadow Matching



Airplane Sight Words




Match the Cars!

Instructions: Match the cars into the correct parking lot based on the color.

© Fun With Mama

This worksheet features a grid of colored circles and a set of cars to be matched. The grid contains a red car, a purple circle, a brown circle, a white circle, a green circle, a grey car, an orange car, a cyan circle, a blue circle, a black circle, a pink circle, and a yellow car. The cars to be matched are: a red car, a grey car, a brown car, a purple car, a white car, a blue car, a green car, and a pink car.

Color Car Park



© Fun With Mama

This worksheet features a matching activity with rockets. The rockets are arranged in a grid with dashed lines for cutting. Each rocket has an object on its side and an opposite object on its bottom. The pairs are: a box (opposite: a box), a drink (opposite: a mug), a person sitting (opposite: a person sitting), a person standing (opposite: a person standing), a fishbowl (opposite: a fishbowl), a boot (opposite: a boot), a lightbulb (opposite: a lightbulb), and a shirt (opposite: a shirt).

Opposites Matching



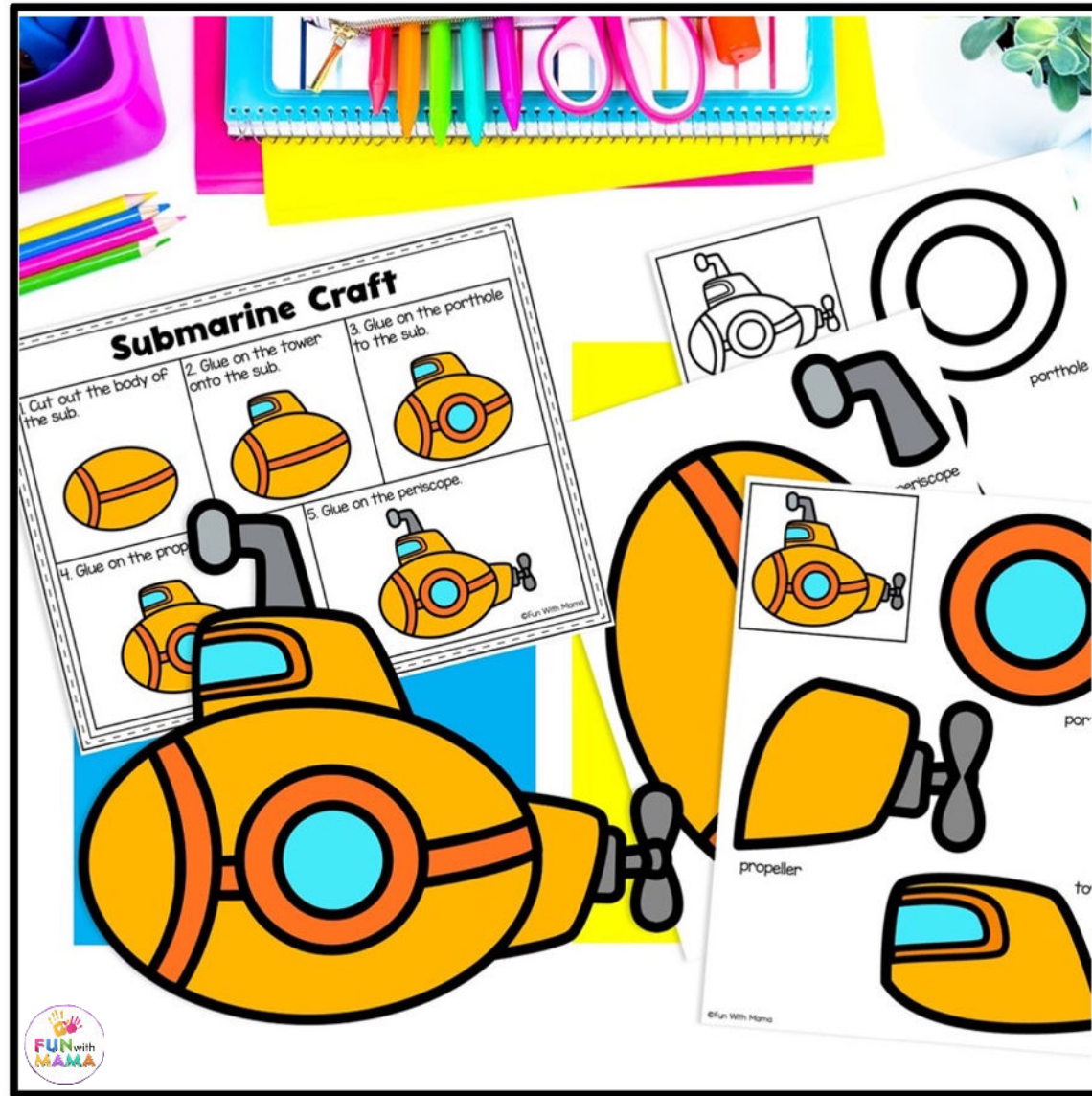
Bus Shapes Activity



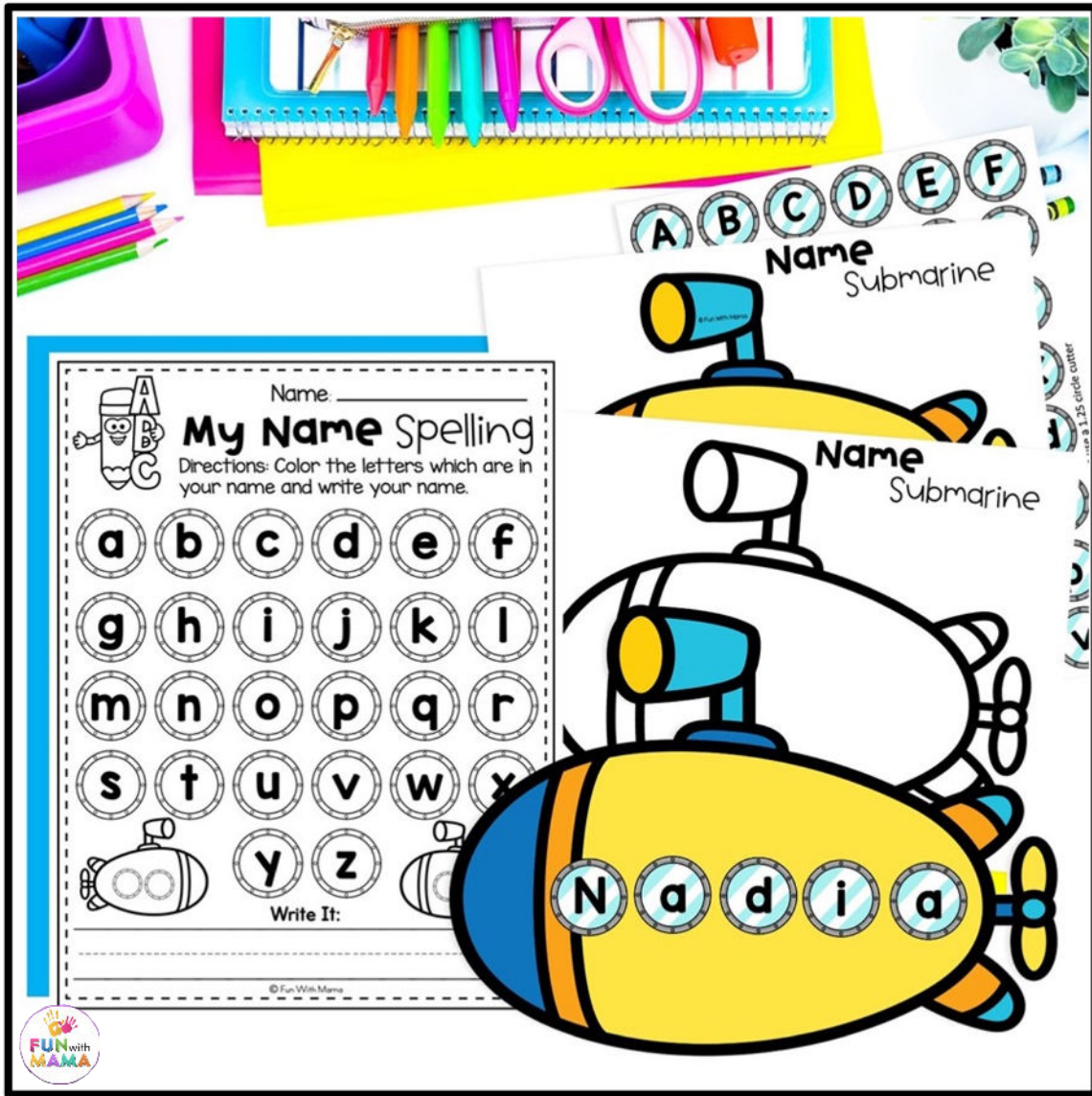
Train Visual Perception Activity



Car Craft



Sub Craft



Name Craft Activity



Traffic Light Posters

Stop! Load the train with the right amount of freight!

3

Stop! Load the train with the right amount of freight!

5

Stop! Load the train with the right amount of freight!

6

Stop! Load the train with the right amount of freight!

4

Stop! Load the train with the right amount of freight!

7

FUN with MAMA

Freight Truck Counting

Transportation Alphabet

A a anchor

Transportation Alphabet

B b bike

Transportation Alphabet

C D d dock

Transportation Alphabet

H h helicopter

FUN with MAMA

Alphabet Tracing

I can make a **car**

I can make a **bus**

Circle or cover the shapes that you used:

© Fun With Mama

© Fun With Mama

The image shows two pattern block mats. The top mat is for a car, with a completed car made of blocks and a list of shapes to be circled or covered. The bottom mat is for a bus, with a completed bus made of blocks and a list of shapes to be circled or covered. The shapes include triangles, squares, hexagons, and trapezoids in various colors.

Pattern Block Mats

Transportation Labeling Name: _____

Directions: Cut out the words and paste them in the box next to the matching picture.

plane bus
road sidewalk

Counting Cars Name: _____

Directions: Color and count the cars. Then color the correct number.

3 9 6 7 6 10 9 4 8

Sort It! Name: _____

Instructions: Sort the vehicles into the correct boxes.

Land	Water	Air

© Fun With Mama

© Fun With Mama

The image shows three transportation worksheets. The first is a labeling activity with a grid for pasting words like 'plane', 'bus', 'road', and 'sidewalk' next to corresponding pictures. The second is a counting activity with a grid of cars and a list of numbers to be colored. The third is a sorting activity with a grid for sorting different vehicles into 'Land', 'Water', and 'Air' categories.

Worksheets

A Look At Some Of The Worksheets

Transportation Labeling Name: _____

Directions: Cut out the words and paste them in the box next to the matching picture.

plane
road

Opposites Name: _____

Directions: Find and color the opposite in the box.

© Fun With Mama

Transportation Labeling Name: _____

Directions: Color the pictures then cut and glue the words.

bus
submarine
airplane
bicycle

Counting Cars Name: _____

Directions: Color and count the cars. Then color the correct number.

© Fun With Mama

Sort It! Name: _____

Instructions: Sort the vehicles into the correct boxes.

Land	Water	Air

© Fun With Mama

Balloon Beginning Sounds Name: _____

Directions: Write the beginning sound of each picture in the basket.

© Fun With Mama