

BUTTERFLY PACK



19 Activities +
Worksheets

Hands-on Learning

Fun & Engaging!

Perfect for PreK
and Kindergarten



Make learning fun this Spring with these colorful hands-on activities!

Easy to prep and use with your learners.

Perfect for centers, morning bins or small groups.

Includes crafts, puzzles, match-ups, patterns and so much more!

Includes everything for a fun butterfly unit for your learners.



A Look Inside at the Centers!



Alphabet Hunt



Beginning Sounds



Number Puzzles

One More One Less



Tearing Paper Craft



Color Matching




Butterfly Patterns

Instructions: Place pom poms or stickers on the right wing to match those on the left wing to create a symmetrical butterfly.

© Fun With Mama

This activity sheet features a large yellow butterfly with a yellow body and two wings. The left wing is filled with various colored circles (purple, blue, pink, red, green, orange, purple). The right wing is empty, with dashed lines indicating where to place stickers or pom-poms. The sheet is decorated with several other butterflies in various colors (red, orange, blue, green) and a small pink butterfly sticker. A green arrow points to the right, and a 'FUN with MAMA' logo is in the bottom left corner.

Match the Patterns



one

two

three

four

© Fun With Mama

This activity sheet features four cards with butterfly illustrations and numbers: 'one' (yellow butterfly), 'two' (purple butterfly), 'three' (orange butterfly), and 'four' (light blue butterfly). A red butterfly net is positioned over the 'one' card. A small white card with a rabbit holding a butterfly net is also present. The sheet is decorated with several other butterflies in various colors (red, orange, blue, green) and a small pink butterfly sticker. A green arrow points to the right, and a 'FUN with MAMA' logo is in the bottom left corner.

Catch the Butterfly



Pre-Writing Cards



Prepositions



Number Mats



Shape Sorting Jars



Catching Butterflies



Bead Threading



Butterfly Emotions



Dough Mats




Play Dough Mats


Color Clip Cards



Finish Me Off



Symmetry Matching



Butterfly Craft

Worksheets

Activities In use



Name: _____

Butterfly Numbers

Directions: Pick a butterfly card and trace the matching number below.

1 2 3 4
5 6 7
8 9 10

This activity features a worksheet with numbers 1 through 10 in dashed lines for tracing. To the right, there are three butterfly cards, each with a different number of spots or patterns. A blue marker is shown next to the worksheet.

© Fun With Mama

3 three

4 four

2 two

Three sets of cards for number matching. Each set includes a large number (3, 4, or 2) with a butterfly illustration, a card with a butterfly net, a card with a caterpillar, and a card with a butterfly container. The number 3 is associated with three caterpillars, the number 4 with four caterpillars, and the number 2 with two caterpillars.

Name: _____

Catching Butterflies

Count it Trace it

4 four

Place 4 butterflies in the container.

This activity features a worksheet with a butterfly net and a blue container. The container has four spots for butterflies. The instructions are to count and trace the number 4, and then place 4 butterflies in the container. There are four butterfly cards scattered around the container.

Name: _____


Complete the Butterfly

Directions: Trace the lines to complete the butterfly.

This activity features a worksheet with several butterfly outlines. Some are solid colors (blue, orange, yellow), and others are dashed lines for tracing. There are also several butterfly cards scattered around the worksheet.



Activities In use



A Look At Some Of The Worksheets

Butterfly Patterns Name: _____

Trace the Lines Name: _____

Directions: Trace the lines to match the number to the ten frame.

Complete the Butterfly Name: _____

Directions: Trace the lines to complete the butterfly.

Butterfly Tracing Name: _____

Directions: Trace the lines in each of the butterflies below.

Alphabet Match Name: _____

Directions: Cut and paste the lowercase letter into the box next to the matching uppercase letter.

D		Z	
S		P	
U		T	
N		C	
A		L	

S
u
d
c
t
n
i
z
a
p

Butterfly Graphing Name: _____

Graph the butterflies and answer the questions.

happy	mad	worried	tired
-------	-----	---------	-------

How many of each butterfly?

	_____		_____
	_____		_____

Which butterfly do you see the most? Color it.