

SPRING ACTIVITY PACK



24 Activities +
Worksheets

Hands-on Learning

Fun & Engaging!

Perfect for PreK
and Kindergarten



Make learning fun this Spring with these colorful hands-on activities!

Easy to prep and use with your learners.

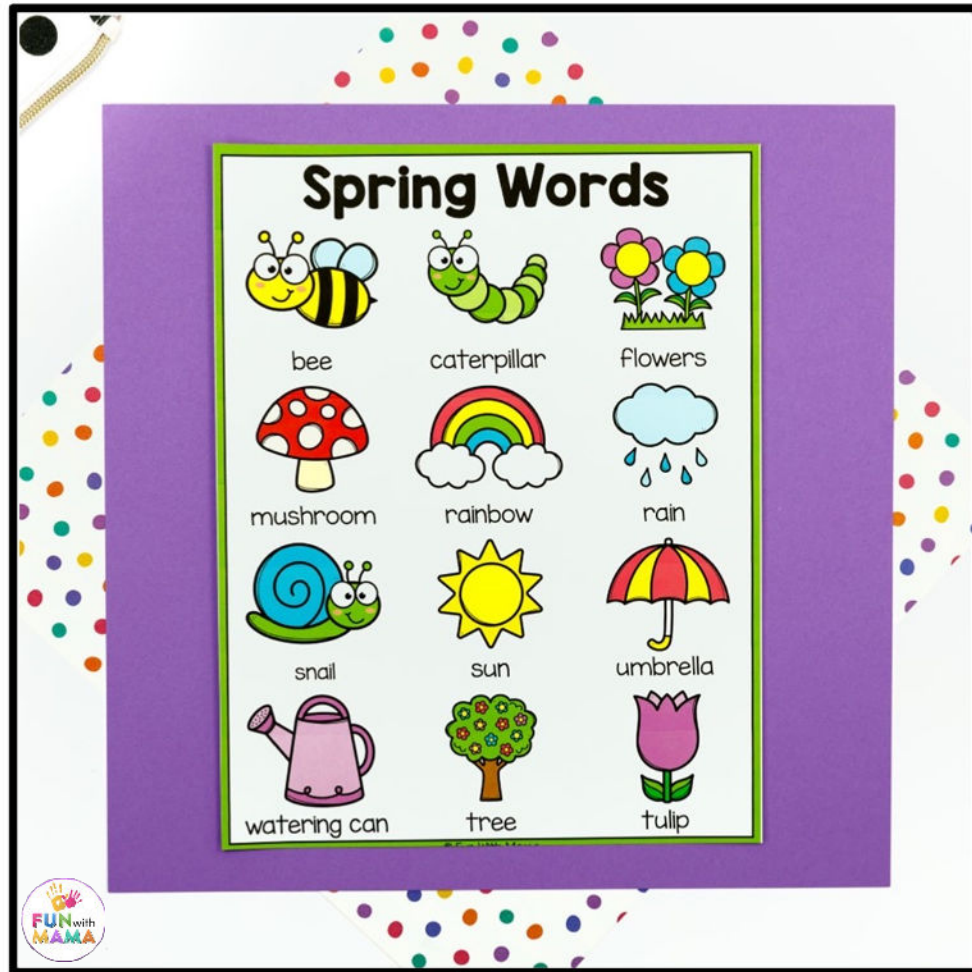
Perfect for centers, morning bins or small groups.

Includes crafts, sorting, counting, sequencing and so much more!

Includes everything for a fun spring unit for your learners.



A Look Inside at the Centers!



Vocabulary Words



Feed the Frog



One More One Less



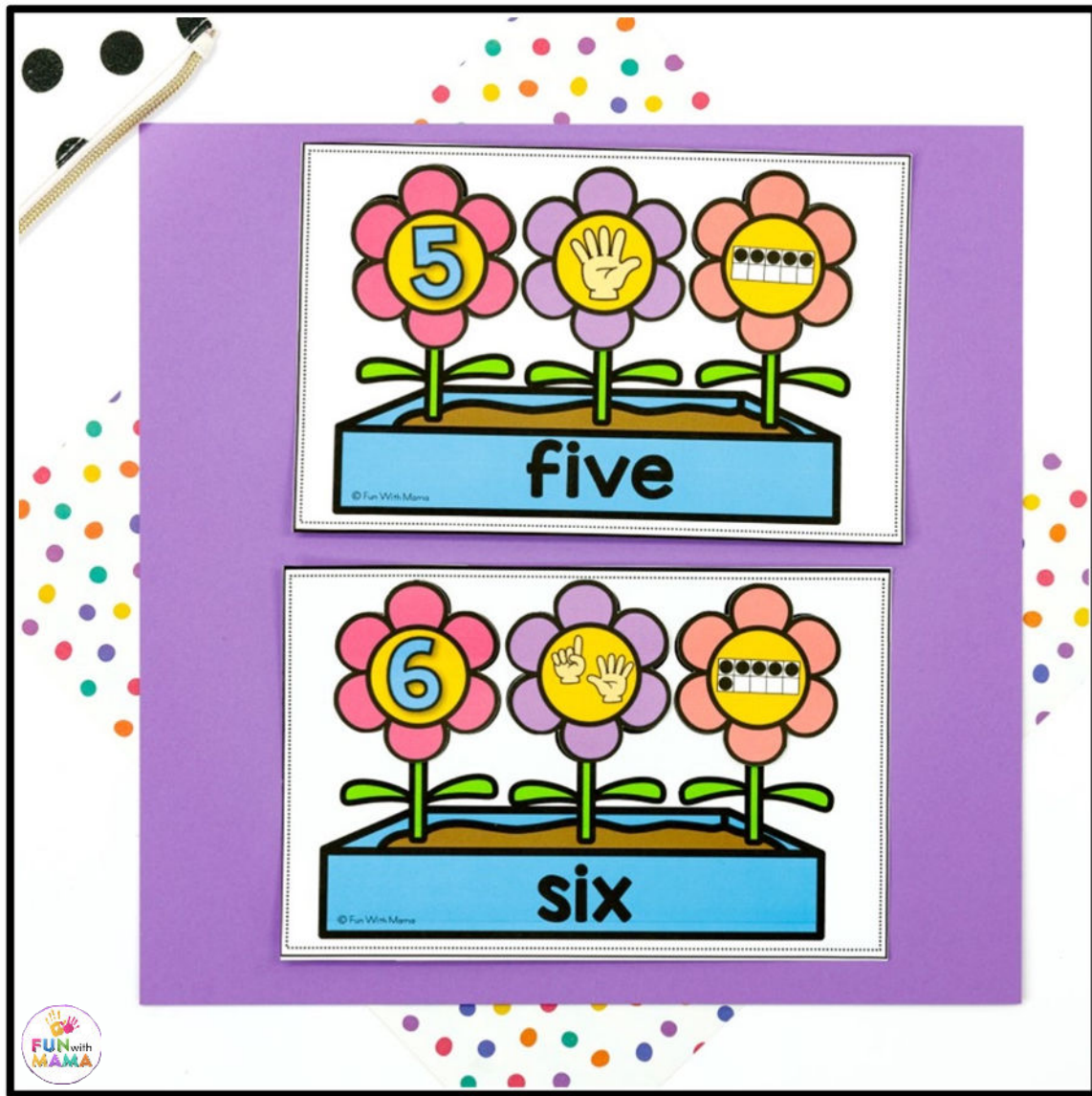
Beginning Sounds



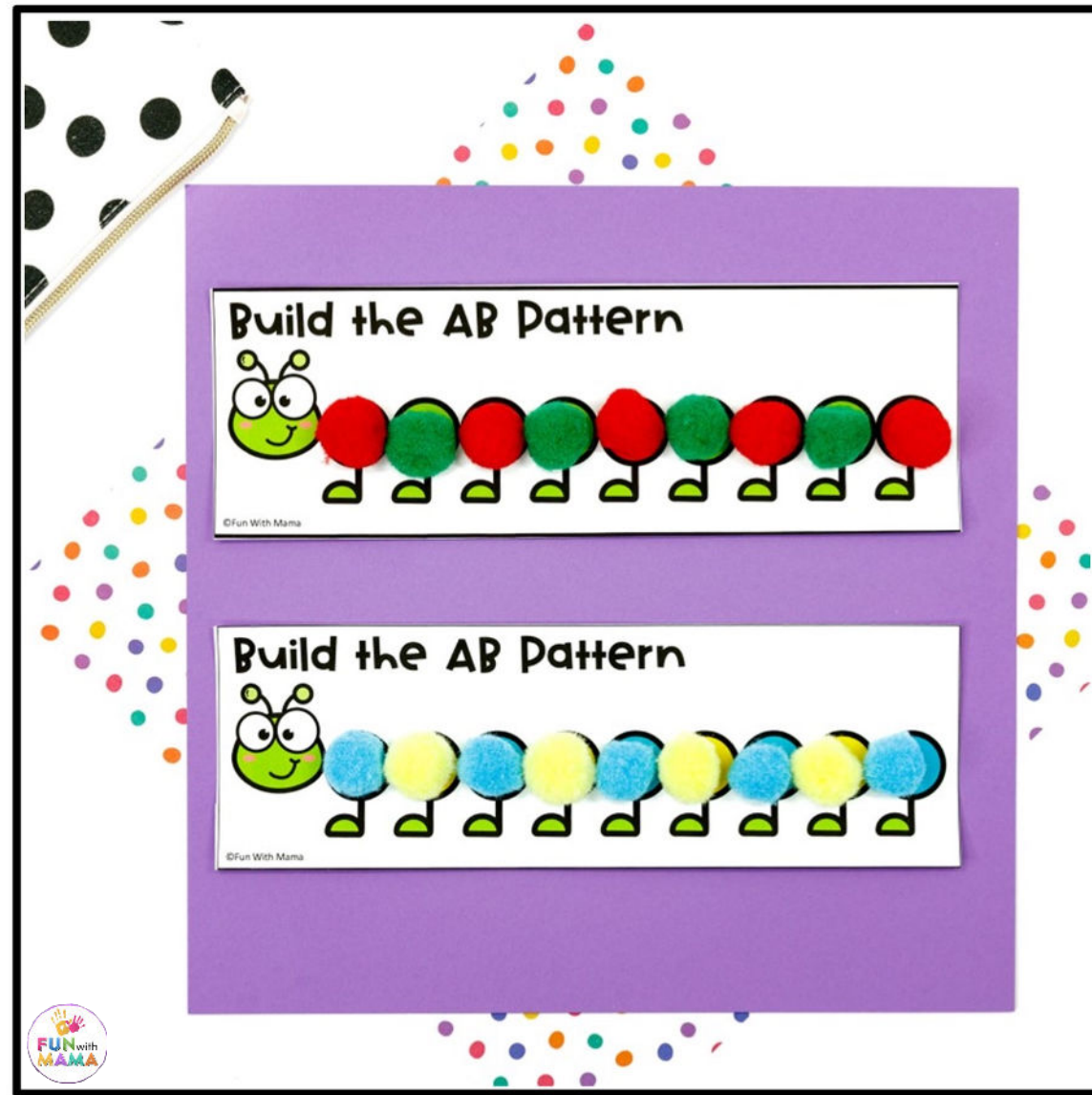
Planting Flowers




Craft Stick Mat



Number Garden



Caterpillar Patterns



Counting Ladybugs



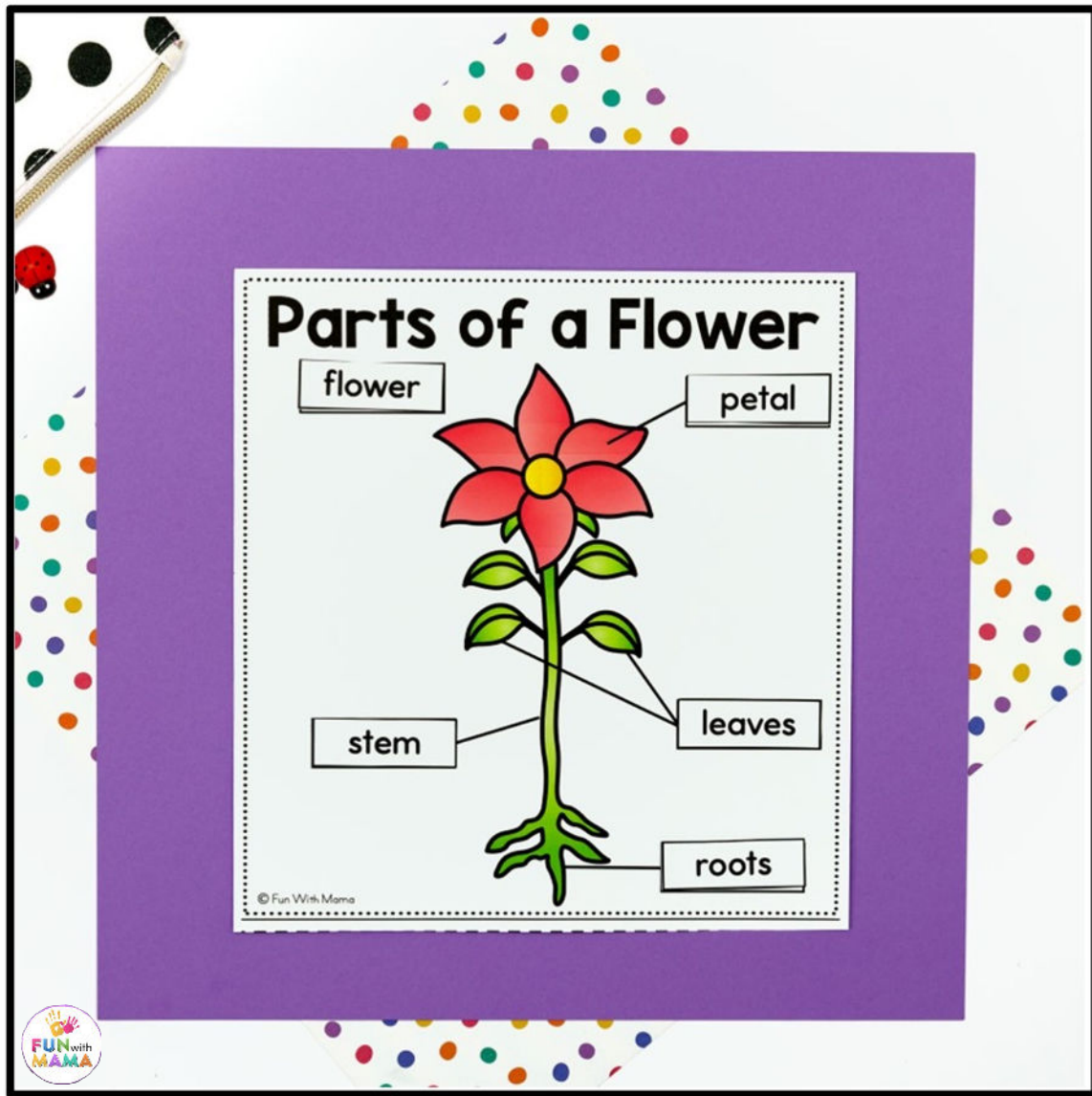
Bug 2D Shapes




Garden I SPY



Bee Tracing



Parts of a Flower





Flower Sorting




Playdough Mats




Roll It

 + 

Show It Place the correct number of Frogs onto the pond using playdough or green cubes.



Write It

 +  = 

© Fun With Mama

The image shows a math activity on a purple background. At the top, it says 'Roll It' and shows two dice: one with the number 4 and one with the number 1. Below that, it says 'Show It' and provides instructions to place the correct number of frogs on a pond. A blue pond is shown with five green cubes representing frogs. At the bottom, it says 'Write It' and shows the equation 4 + 1 = 5 with the numbers written in pink. The activity is decorated with colorful confetti and a ladybug sticker.


Roll It Mats



Flower Arrangement



Tissue Paper Flower



Dot Stickers



Scavenger Hunt

Torn Paper Flower Craft



Instructions: Tear up pieces of paper and paste it into the flower.



© Fun with Mama



Torn Paper Flower

How to Dress for Rainy Weather

1. Oh dear! It's raining. Let's get dressed.



2. Put on the rain boots.



3. Put on the raincoat.



4. Put on the rain hat.



5. Grab an umbrella.

Name: _____ Sequencing Activity

How to Dress for Rainy Weather



How to Dress for Rainy Weather

How to Grow a Plant

1. Gather the supplies to grow a plant.



2. Pour the soil into the pot.



3. Plant the seeds into the soil.



4. Water the soil.



5. The seed will start to sprout.



6. It will grow into a plant.



© Fun With Mama

Name: _____ Sequencing Activity

How to Grow a Plant



5

6

© Fun With Mama



How to Have a Picnic

How to Have a Picnic

1. Grab everything you need for your picnic.



2. Pack everything into your picnic basket.



3. Walk to your picnic spot.



4. Lay out your picnic mat.



5. Take everything out of the picnic basket.



6. Enjoy your picnic!



© Fun With Mama

Name: _____ Sequencing Activity

How to Have a Picnic



5


6

© Fun With Mama



How to Grow a Plant

How to Fly a Kite





- 1** Get your kite.
- 2** Start releasing some of the string.
- 3** Stand with your back against the wind.
- 4** Run and fly your kite.

Sequencing Activity

Name: _____


How to Fly a Kite

3

4

How to Fly a Kite











Spring

Name: _____

Beginning Sounds

Directions: Color the letter which matches the beginning sound for each picture and color it.

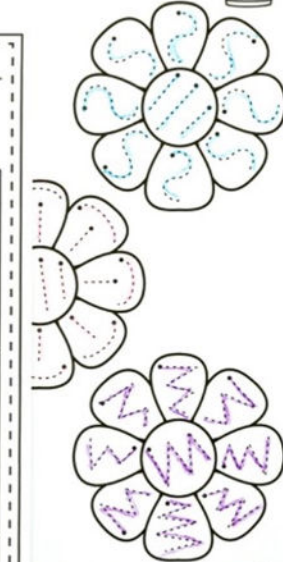
	c	
	t	
	r	
	b	
	f	
	r	
	m	
	r	

Spring

Name: _____

Flower Tracing

Directions: Trace the lines in each of the flowers below.

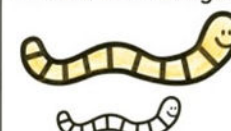







Spring

Name: _____

Compare by Size

Directions: Color the item that fits the description.

<p>Which worm is longer?</p> 	<p>Which bee is smaller?</p> 
<p>Which umbrella is shorter?</p> 	<p>Which flower is larger?</p> 
<p>Which kite is longer?</p> 	<p>Which mushroom is larger?</p> 

Worksheets

Activities IN USE

I SPY 2D Shapes

Garden I SPY
Find the 2D shapes then add a checkmark.

	<input type="checkbox"/>		<input type="checkbox"/>
	<input checked="" type="checkbox"/>		<input type="checkbox"/>
	<input type="checkbox"/>		<input checked="" type="checkbox"/>
	<input checked="" type="checkbox"/>		<input type="checkbox"/>
	<input checked="" type="checkbox"/>		<input type="checkbox"/>

Flowers In the Garden

three

Parts of a Flower

flower

petal

leaves

stem

roots

How to Grow a Plant

1. Gather the supplies to grow a plant.
2. Pour the soil into the pot.
3. Plant the seeds into the soil.
4. Water the soil.
5. The seed will start to sprout.
6. It will grow into a plant.

How to Grow a Plant
Sequencing Activity

Name: _____

1		3
	5	

Activities IN USE




A Look At Some Of The Worksheets

Spring Name: _____

Beginning Sounds

Directions: Color the letter which matches the beginning sound for each picture and color it.

	c		r		l
	t		f		u
	r		p		b
	b				
	t				
	r				
	m				
	r				

Name: _____

Flower Tracing

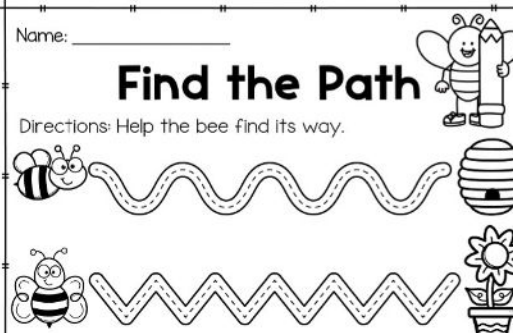
Directions: Trace the lines in each of the flowers below.



Name: _____

Find the Path



Directions: Help the bee find its way.



Find and Count Name: _____

Directions: Color the objects below. Count and write how many of each are there in the boxes below.





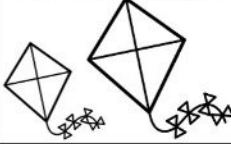



	<input type="text"/>		<input type="text"/>		<input type="text"/>
	<input type="text"/>		<input type="text"/>		<input type="text"/>

Spring Name: _____

Compare by Size











Directions: Color the item that fits the description.

Which worm is longer? 	Which bee is smaller? 
Which umbrella is shorter? 	Which flower is larger? 
Which kite is longer? 	Which mushroom is larger? 

Counting Name: _____

Frogs

Directions: Color and count the Frogs. Then color the correct number.

	<input type="text"/>		<input type="text"/>
	<input type="text"/>		<input type="text"/>
	<input type="text"/>		<input type="text"/>
	<input type="text"/>		<input type="text"/>
	<input type="text"/>		<input type="text"/>
	<input type="text"/>		<input type="text"/>
	<input type="text"/>		<input type="text"/>
	<input type="text"/>		<input type="text"/>