

# DINOSAUR ACTIVITY PACK



18 Activities +  
Worksheets

Hands-on Learning

Fun & Engaging!

Perfect for PreK  
and Kindergarten

# Make learning fun with these hands-on dinosaur centers!

Easy to prep and use with your learners.


Perfect for centers, morning bins or small groups.

Includes crafts, matching, counting, and so much more!

Includes everything for a fun dinosaur unit for your learners.



# A Look Inside at the Centers!



Vocabulary Words



Alphabet Hunt



# 3-Part Cards



# Playdough Mats




# Footprint Counting



# Alphabet Eggs



# Fossil Measurement



# Dot Marker Pages

© Fun With Mama

	 Brachiosaurus
	 Tyrannosaurus Rex
	 Triceratops

© Fun With Mama

**Match the Fossils**

Name \_\_\_\_\_

Directions: Draw a line to match the dinosaurs with their skeletons. Color the pictures.


© Fun With Mama

© Fun With Mama

© Fun With Mama

© Fun With Mama

© Fun With Mama

# Fossil Matching

© Fun With Mama

 © Fun With Mama	 © Fun With Mama
 © Fun With Mama	 © Fun With Mama
 © Fun With Mama	 © Fun With Mama
 © Fun With Mama	 © Fun With Mama

© Fun With Mama

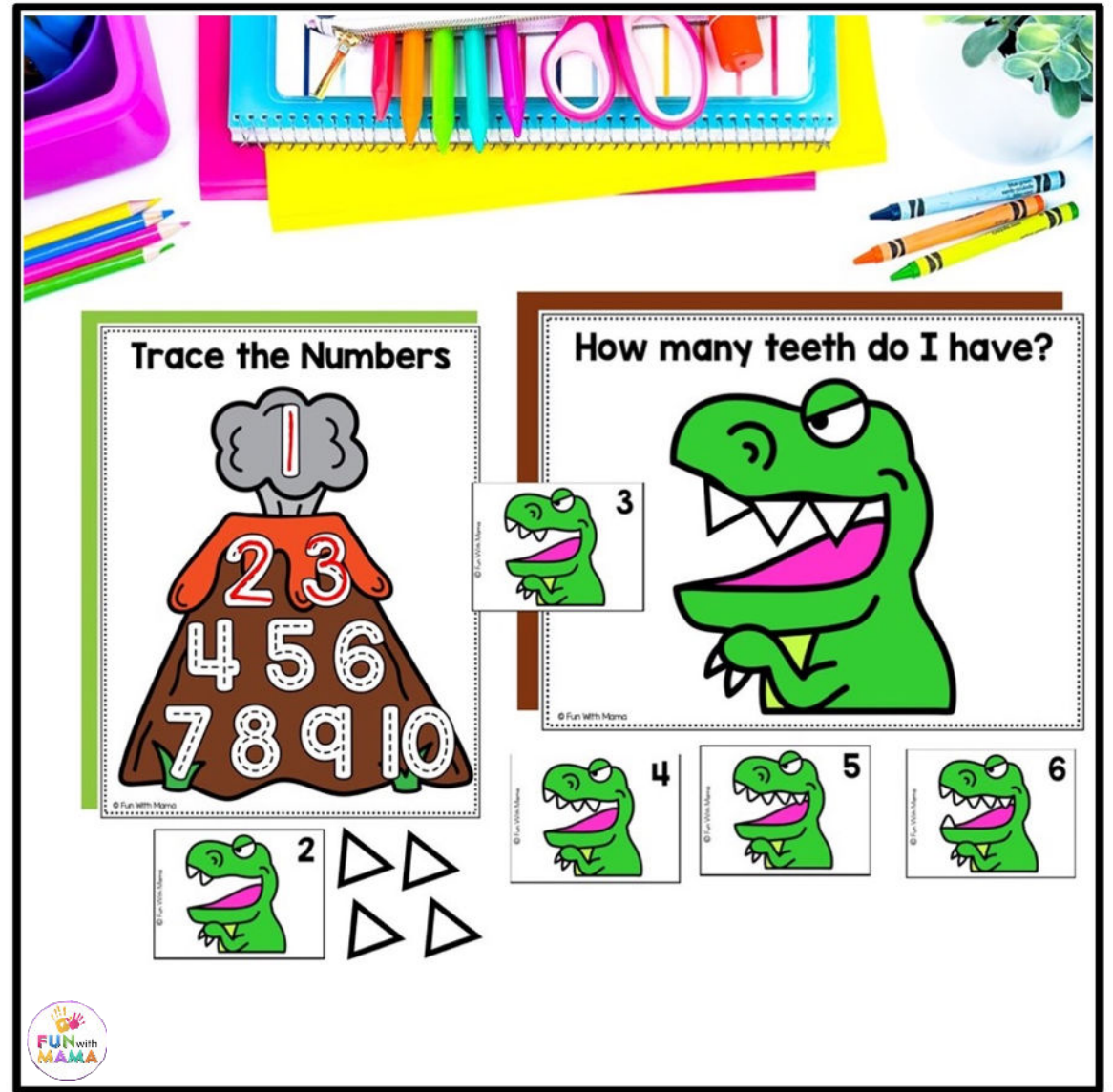
© Fun With Mama

© Fun With Mama

© Fun With Mama

© Fun With Mama

# Alphabet Tracing



# Number Tracing

# T-Rex Teeth Counting






**Clothespin Color Matching**



**Dinosaur Park Counting**



**Dinosaur Life Cycle**



**Life Cycle Craft**



# Dinosaur Craft




# Egg Color Matching

# A Look At Some Of The Worksheets

**Dinosaur** Name: \_\_\_\_\_

**Measurement**

Directions: Color the blocks to show how long the dinosaur bones are.



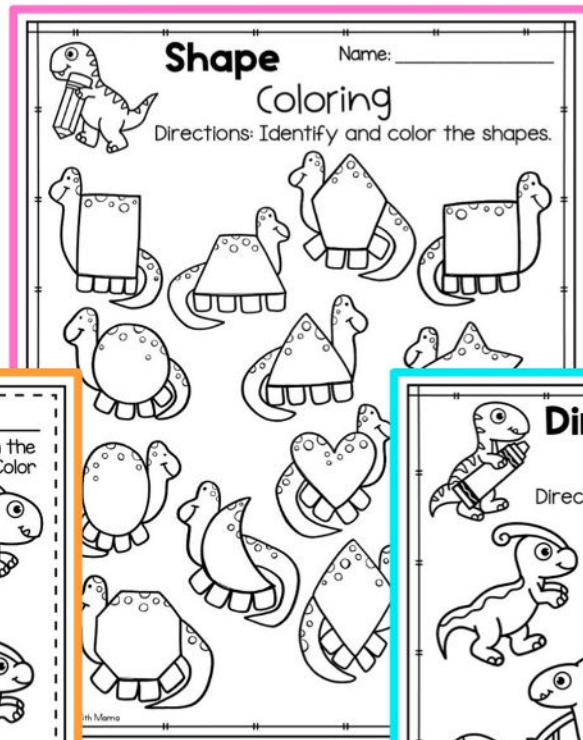
This worksheet includes a small illustration of a dinosaur holding a ruler. Below it are two dinosaur bones, each with a corresponding measurement bar consisting of ten equal segments. The first bone is shorter than the second, and the measurement bars are intended to be colored to match the length of each bone.

© Fun With Mama

**Shape** Name: \_\_\_\_\_

**Coloring**

Directions: Identify and color the shapes.




This worksheet features a variety of dinosaur illustrations, including a T-Rex, a Triceratops, a Stegosaurus, a Brachiosaurus, a Pterosaur, and a Spinosaurus. Each dinosaur is designed to be composed of simple geometric shapes like rectangles, triangles, and circles, intended for children to identify and color.

© Fun With Mama

**Dinosaur** Name: \_\_\_\_\_

**Graphing**

Graph the dinosaurs and answer the questions.




This worksheet shows a collection of different dinosaur species. Below the illustrations is a large grid with a small dinosaur icon in the bottom-left corner. The grid is intended for children to place or count the dinosaurs and then answer questions based on their data.

© Fun With Mama

**Match the Fossils** Name: \_\_\_\_\_

Directions: Draw a line to match the dinosaurs with their skeletons. Color the pictures.



This worksheet is divided into two columns. The left column contains four fossilized dinosaur skeletons, each enclosed in a square frame. The right column contains four different dinosaur illustrations. Children are instructed to draw lines connecting each skeleton to its corresponding dinosaur and then color the dinosaurs.

© Fun With Mama

**Dinosaur** Name: \_\_\_\_\_

**Coloring**

Directions: Color the pictures.




This worksheet features a variety of dinosaur illustrations, including a T-Rex, a Triceratops, a Stegosaurus, a Brachiosaurus, a Pterosaur, and a Spinosaurus, all intended for coloring.

© Fun With Mama

**Match The Baby To The Parent** Name: \_\_\_\_\_

Directions: Help the animals get to the barn by following the path.



This worksheet shows pairs of baby dinosaurs and their parents. A dashed line path starts at each baby dinosaur and leads to its parent. Children are instructed to follow these paths to help the animals reach the barn.

© Fun With Mama