


RACCOON CRAFT



Craftivity – Great
Hallway Display

Printer Friendly +
Paper Saving Options

Fun & Engaging!

Perfect for PreK
and Kindergarten

All About Raccoons




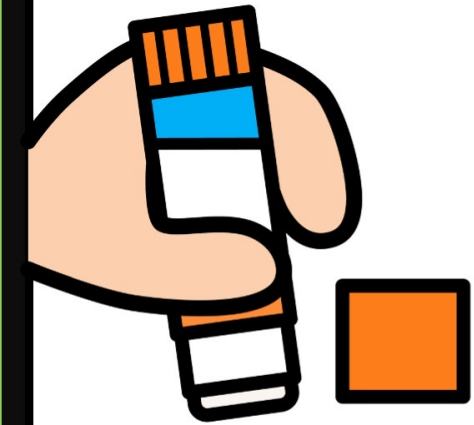
© Fun With Mama




Can be used with or without a base page

A look inside

Variety of Printing Options – Paper Saving & Printer Friendly!




One Page Craft




2 Page Craft

Optional Base Pages


Choose what works best for YOU!




Add your craft on top of a base page to make a book




Writing Pages





How Could You Use This?



Morning Work

Hallway/Classroom Display

Early Finisher

Craftivity





Interactive Notebooks

Fine Motor Practice


I'd love to know how you plan to use this! Let me know in your review



Coloring Pages + Posters



Makes for great hallway or classroom displays!



Student Instruction Pages

I Can Make A Raccoon!

-
-
-
-
-
-

© Fun With Mama

I Can Make A Raccoon!

Supplies: Glue Scissors Paper Craft Page

- 1 Gather your supplies.
- 2 Cut out the pieces.
- 3 Glue the pieces on to your paper to create a raccoon. Then trace the letter.

Color Version © Fun With Mama

I Can Make A Raccoon!

Supplies Needed: Your choice of art supplies Glue Scissors Paper Craft Page

- 1 Gather your supplies.
- 2 Color the pieces.
- 3 Cut out the pieces.
- 4 Glue the pieces on to your paper to create a raccoon. Then trace the letter.

B.W. Version © Fun With Mama

To work on independence and problem solving

You May Also Like Our Alphabet Crafts

For Year Long Fun!

Great for Interactive Notebooks


Fine Motor Practice Galore!

Perfect for Letter of the Week Activities

55 CRAFTS IN COLOR + BLACK AND WHITE + BASE TRACING PAGES

ALPHABET CRAFTS

Bundle - A - Z Uppercase + Lowercase



+ Student instruction Pages + Cut Files

