

Make learning fun with these hands-on letter themed centers!

Easy to prep and use with your learners.

Perfect for centers, morning bins or small groups.

Includes crafts, matching, counting, and so much more!

Includes everything for a fun letter themed unit for your learners.




A Look Inside at the Centers!



1. Vocabulary Words



2. Posters



3. Watch + Bookmarks


A Look Inside at the Centers!



4. 3 Part Cards




5. Vocabulary Cards



6. Sound Clip Cards

A Look Inside at the Centers!



7. Alphabet Cards

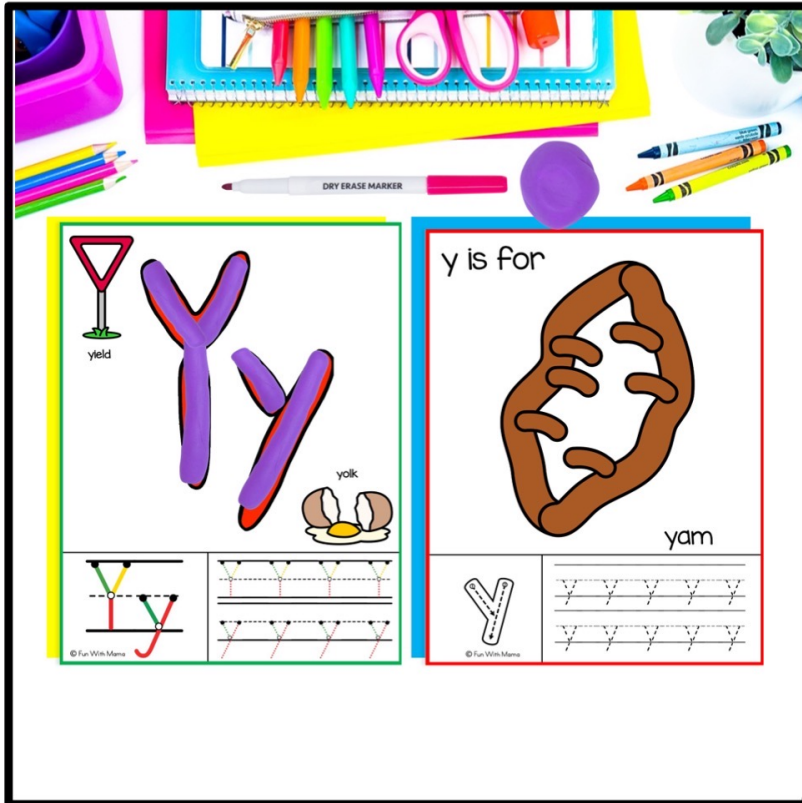


8. Tracing Pages



9. Find The Letters


A Look Inside at the Centers!



10. Play Dough Mats




11. Lacing Activity




12. Letter Hats


A Look Inside at the Centers!



13. Uppercase Craft

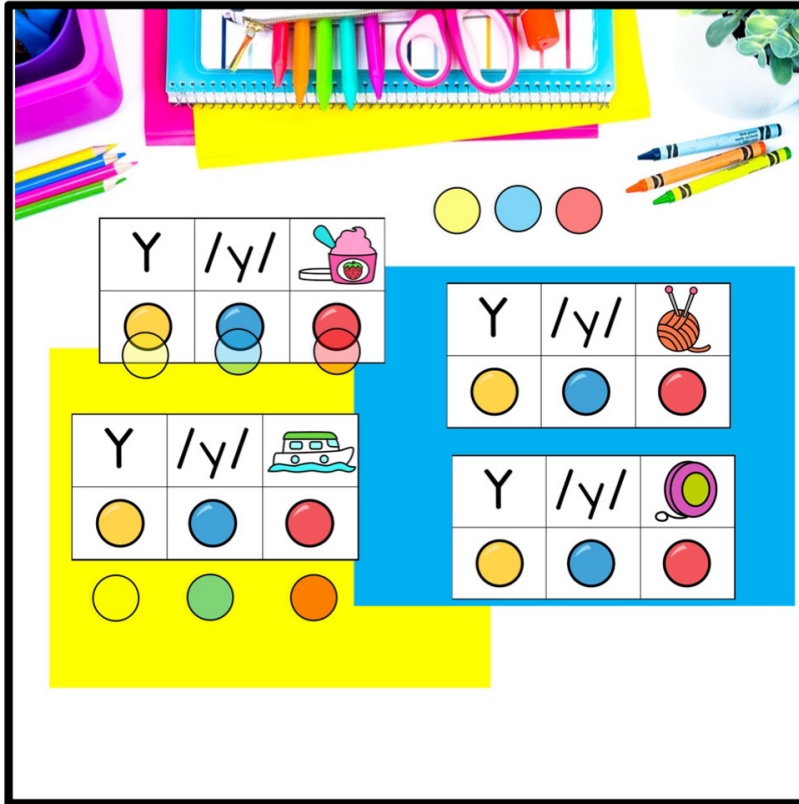


14. Lowercase Craft



15. Puzzles

A Look Inside at the Centers!



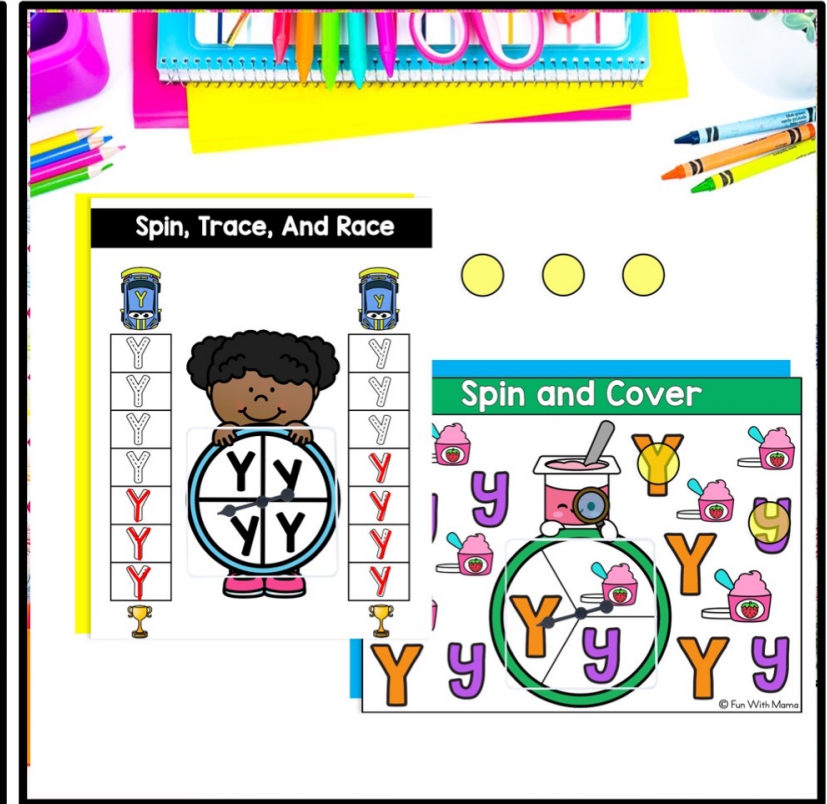
Activity sheet for sound cards featuring the letter Y/y. It includes two rows of cards. Each row has a card with the uppercase letter 'Y', a card with the lowercase letter 'y', and a card with a picture (a snow cone and a boat). Below each letter card are three colored circles (yellow, blue, red) for a dot-marker activity. The background is decorated with school supplies like pencils, crayons, and a pencil holder.

16. Sound Cards



Activity sheet for mazes featuring the letter Yy. It includes two mazes. The first is an 'Alphabet Maze' with a grid of letters and a path starting from 'Yy' and ending at 'FINISH'. The second is a 'Letter Sound Maze' with a grid of pictures and a path starting from 'Yy' and ending at 'FINISH'. The background is decorated with school supplies like pencils, crayons, and a pencil holder.

17. Mazes



Activity sheet for spinning games featuring the letter Yy. It includes two games. The first is 'Spin, Trace, And Race' with a spinner and a race track. The second is 'Spin and Cover' with a spinner and a board to cover with letters. The background is decorated with school supplies like pencils, crayons, and a pencil holder.

18. Spinning Games

A Look Inside at the Centers!

I Can Build The Letter Y

I Can Build The Letter Y

22. I Can Build The Letter

Name: _____

Directions: Read the sentence. Then add a checkmark in the box when you are done reading it.

Y is for yawn.

Y is for yell.

Y is for yum.

Y is for yuck.

Name: _____

Directions: Read the sentence. Then paste the matching picture.

Y is for yawn. 

Y is for yell. 

Y is for yum.

Y is for yuck. 

23. Reading Strips

Y is For Yarn

Match the objects to the yarn based on the color.

Red Purple Orange

Yellow Pink Green

Blue White Gray


Y	Y
Y	Y
Y	Y
Y	Y
Y	Y
Y	Y

24. Color Matching

A Look Inside at the Centers!



25. Dot Marker/Sticker Pages




26. Sort The Letters




27. Uppercase/Lowercase Sticker Match

A Look Inside at the Centers!



28. Alphabet Game



29. Art Pages




30. Color, Highlight + Trace Pages

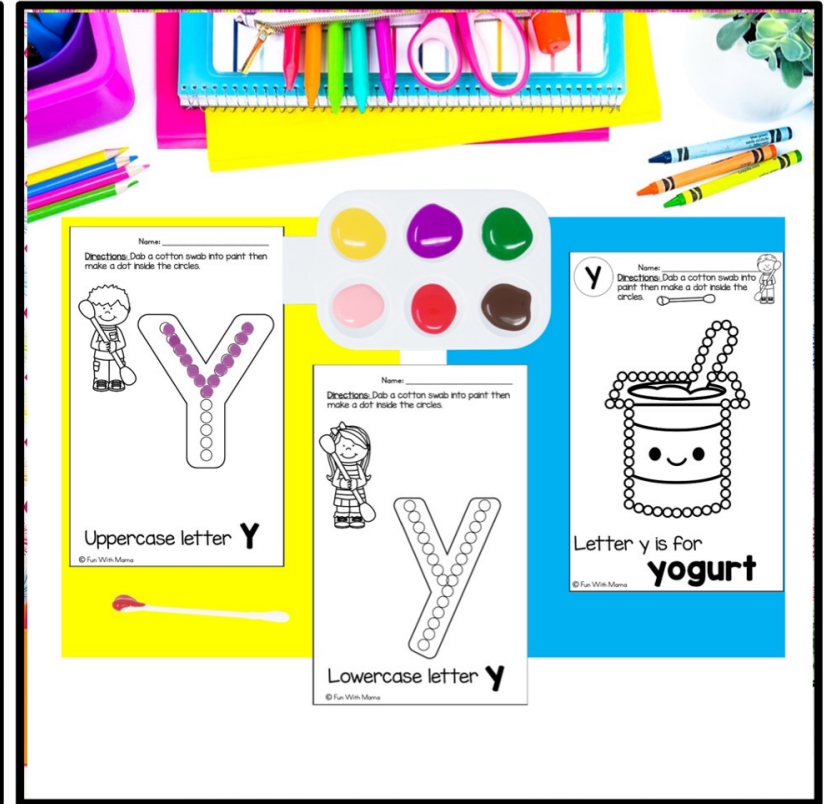
A Look Inside at the Centers!



31. Mini Books



32. Dot Marker Pages



33. Cotton Bud Painting

I Can Write The Letter Name: _____

Yy

Decorate it:

Letter Y Matching Name: _____

Cut the pictures out then glue them next to the matching picture.

Find and trace it:

Yy Dd Yy Aa

Letter Y is for Name: _____

Directions: Color the objects according to the color.

pink	brown	yellow
pink	brown	yellow
pink	brown	yellow

Letter Y Words Labeling Name: _____

Directions: Sort the uppercase and lowercase column.

Y	Y	Y
Y	Y	Y

Letter Sort Name: _____

Directions: Cut the pictures below and paste them into the correct house.

All About Letter Yy Name: _____

Trace it:

Rainbow write it:

Color or highlight it:

Y	y	Y	y
H	o	y	Y
y	Y	d	M
I	y	s	Y

Decorate it:

Trace it a few more times:

Color the pictures:

yacht yolk yogurt

Letter Sort Name: _____

Directions: Cut out the boxes below and paste them into the correct house.

© Fun With Mama

Letter Y Words Labeling Name: _____

Directions: Color the pictures then cut and glue the words.

yarn
yogurt
yuck
yam
yak
yearbook
yacht
yolk

© Fun With Mama

34. Worksheets

All About Letter Yy Name: _____

Trace it:

Rainbow write it:

Color or highlight it:

Y	y	Y	y
H	o	y	Y
y	Y	d	M
I	y	s	Y

Decorate it:

Trace it a few more times:

Color the pictures:

yacht yolk yogurt

© Fun With Mama

CHECK OUT THE ACTIVITIES



Graphing Time

Name: _____

Directions: Count the pictures that are the same and then fill in the graph.

Find the Letters!

1. The alphabet letters Y and y went on a trip to the forest.
2. There are now lost deep inside the Forest! Oh no!
3. Find and circle the letters so they can get back home.

© Fun With Mama

© Fun With Mama

yak yarn yogurt yoyo

© Fun With Mama

Yeti Yolk

© Fun With Mama


Letter Sound Maze

Name: _____

Yy →

© Fun With Mama

SAVE MONEY BY GRABBING THE A-Z ALPHABET PACK BUNDLE



LETTER OF THE WEEK
Activities + Worksheets
A-Z BUNDLE


LETTER A
ACTIVITIES + WORKSHEETS

LETTER B
ACTIVITIES + WORKSHEETS

COLOR + BLACK AND WHITE

COLOR + BLACK AND WHITE

COLOR + BLACK AND WHITE



The central graphic is a purple-bordered box containing three smaller images of activity sheets. The top image is for 'LETTER A' and shows various A-themed words and activities. The middle image is for 'LETTER B' and shows B-themed words and activities. The bottom image is a smaller version of the 'LETTER B' sheet. A small cartoon boy holding a sign with 'Bb' is also visible at the bottom left of the bundle graphic.

