


Halloween Cutting Activity Pack



Halloween Cutting Practice Name: _____

Color the pictures Cut out the pictures on the dashed lines.

Halloween Cutting Practice Name: _____

Color the pictures Cut out the pictures on the dashed lines.

Cut out the Jack-o-lantern

Halloween Cutting Practice Name: _____

Color the pictures Cut out the pictures on the dashed lines.

Halloween Cutting Practice Name: _____

Color the pictures Cut out the pictures on the dashed lines.



Count the Candy Name: _____

Directions: Count the candy in the ten frame. Cut the correct number and place it in the box.

- 9
- 6
- 2
- 4
- 5
- 3
- 1
- 8
- 10
- 7



© Fun With Mama

Cutting Pages in Color

Cutting Practice



Halloween Name: _____
Cutting Practice
Cut out the pictures on the dashed lines.

Halloween Name: _____
Cutting Practice
Cut out the pictures on the dashed lines.

Halloween Name: _____
Cutting Practice
Cut out the pictures on the dashed lines.

Halloween Name: _____
Cutting Practice
Cut out the pictures on the dashed lines.

Halloween Name: _____
Cutting Practice
Cut out the pictures on the dashed lines.

Halloween Name: _____
Cutting Practice
Cut out the pictures on the dashed lines.

Halloween Name: _____
Cutting Practice
Cut out the pictures on the dashed lines.

Halloween Name: _____
Cutting Practice
Cut out the pictures on the dashed lines.

Halloween Name: _____
Cutting Practice
Cut out the pictures on the dashed lines.

Halloween Name: _____
Cutting Practice
Cut out the pictures on the dashed lines.

Halloween Name: _____
Cutting Practice
Cut out the pictures on the dashed lines.

Halloween Name: _____
Cutting Practice
Cut out the pictures on the dashed lines.




Ghost Cutting

<p>Ghost Cutting Directions: Cut out the ghost then cut on the dashed lines.</p>	<p>Ghost Cutting Directions: Cut out the ghost then cut on the dashed lines.</p>	<p>Ghost Cutting Directions: Cut out the ghost then cut on the dashed lines.</p>
<p>Ghost Cutting Directions: Cut out the ghost then cut on the dashed lines.</p>	<p>Ghost Cutting Directions: Cut out the ghost then cut on the dashed lines.</p>	<p>Ghost Cutting Directions: Cut out the ghost then cut on the dashed lines.</p>

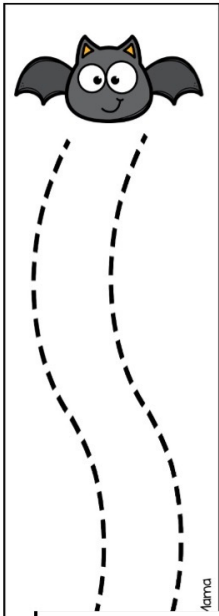





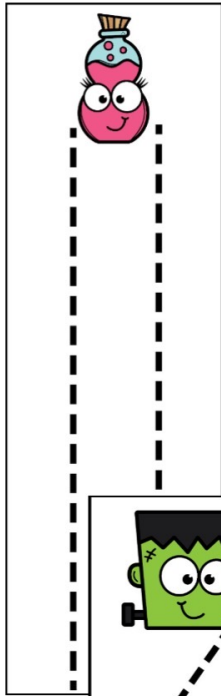
Task Cards



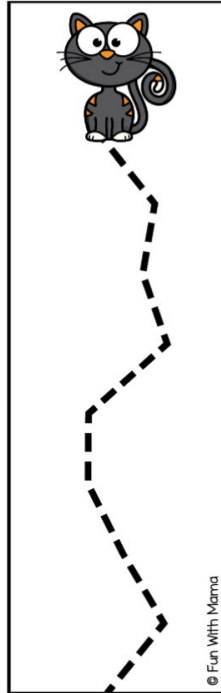
Cutting Strips in Color



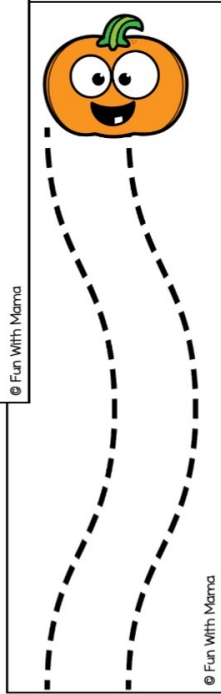
Mama



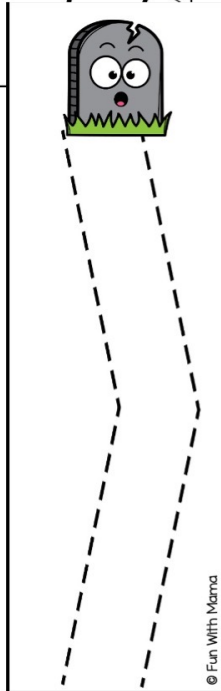
© Fun With Mama



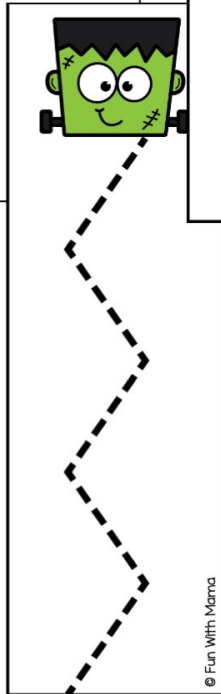
© Fun With Mama



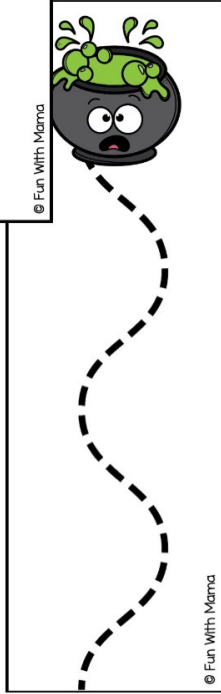
© Fun With Mama






© Fun With Mama






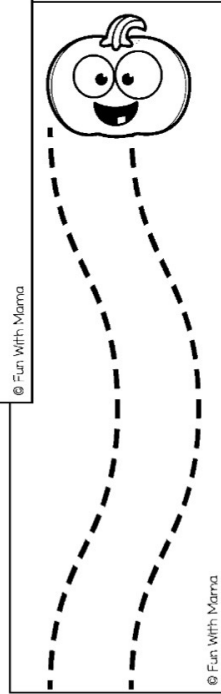
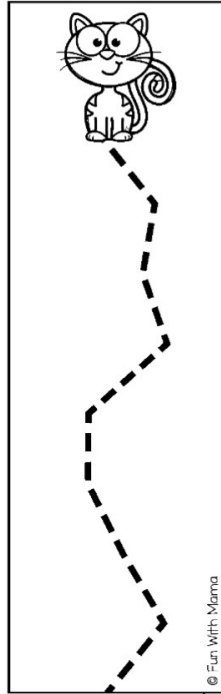
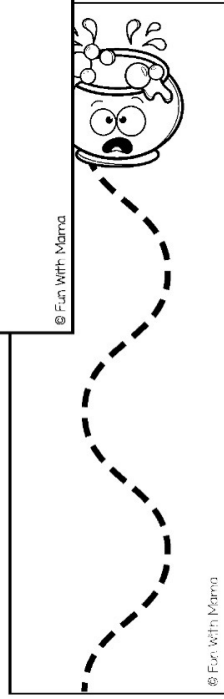
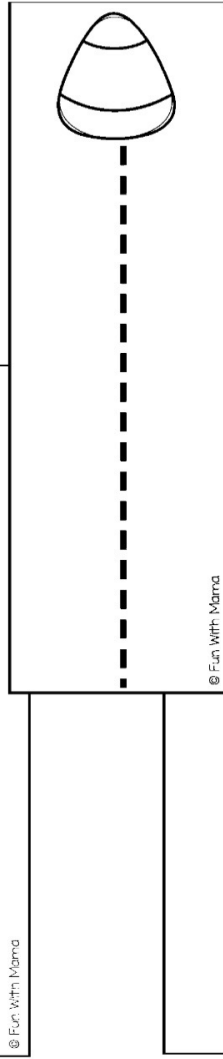


© Fun With Mama



© Fun With Mama




Cutting Strips in Black + White




Activity Pages

Make A Name: _____
 **Jack-O-Lantern**























© Fun With Mama

Name: _____

 **Count the Candy**


Directions: Count the candy in the ten frame. Cut the correct number and place it in the box.





















9
6
2
4
5
3
1
8
10
7

© Fun With Mama

Name: _____

 **Count the Candy**

Directions: Count the candy in the ten frame. Cut the correct number and place it in the box.

9
6
2
4
5
3
1
8
10
7

© Fun With Mama

YOU MAY ALSO LIKE THESE RESOURCES



YOU MAY ALSO LIKE THESE RESOURCES

HALLOWEEN

15 CENTERS + ACTIVITIES **Pack 2**

Witch's Brew
5 worms
7 pumpkins
9 eyeballs

Broomstick Measurement

I can make a **cauldron**

COLOR + BLACK AND WHITE

FUN with MAMA

MATH - NUMBERS - WORKSHEETS

HALLOWEEN

TEN FRAME MATS + WORKSHEETS

Halloween Ten Frames
Trace the Number: 555
five

Count the Cauldrons

COLOR + BLACK AND WHITE

FUN with MAMA

HALLOWEEN BINGO

35 BINGO GAME BOARDS

Halloween Bingo

COLOR + BLACK AND WHITE

FUN with MAMA